

FIA WORLD RALLYCROSS CHAMPIONSHIP
PRESENTED BY MONSTER ENERGY
ROUND 5 // 05 - 06 JULY_
HÖLJES (SWE)

VOLKSWAGEN RALLYCROSS OF SWEDEN



RESULT BOOK

Chronomoto Timing



www.RallycrossRX.com

Supercar

SC - 01

List of starters

No.	Driver	Nat.	Competitor/Entrant	Car	Licence	Competitor Lic.	Ch.
1	1 Timur TIMERZYANOV	RUS	Team Peugeot-Hansen	Peugeot 208	14135	546	
2	3 Timmy HANSEN	SWE	Team Peugeot-Hansen	Peugeot 208	199205212732	546	
3	4 Robin LARSSON	SWE	Bergs Fegen	Audi A1	199207083610	198	
4	5 Pontus TIDEMAND	SWE	EKS	Audi S1	1990 1210 5178	369	
5	8 Peter HEDSTRÖM	SWE	Peter Hedström	Skoda Fabia	198312136230	198312136230	
6	10 Mattias EKSTRÖM	SWE	EKS	Audi S1	1978 07147199	369	
7	11 Petter SOLBERG	NOR	PS 110% AB	Citroën DS3	IKO 19833	245	
8	12 Alexander HVAAL	NOR	PS 110% AB	Citroën DS3	IRC 30731	245	
9	13 Andreas BAKKERUD	NOR	Olsbergs MSE AB	Ford Fiesta ST	IRC 30267	136	
10	14 Frode HOLTE	NOR	Frode Holte Motorsport	Hyundai i20	IRAC 25940	AN 43858	
11	15 Reinis NITISS	LVA	Olsbergs MSE AB	Ford Fiesta ST	1402470001	136	
12	23 Teemu PATSI	FIN	Teemu Patsi	Ford Fiesta	22966494	22966494	
13	24 Tommy RUSTAD	NOR	HTB Racing	Volvo C30	IKO 10480	ANF 48787	
14	25 Jacques VILLENEUVE	CAN	Albatec Racing LTD	Peugeot 208	14-002	272334	
15	27 Davy JEANNEY	FRA	LD Motorsports	Peugeot 208	176089	272963	
16	31 Tore KRISTOFFERSEN	NOR	Tore Kristoffersen	Ford Fiesta	IRAC15820	AN15820	
17	33 Liam DORAN	GBR	LD Motorsports	Citroën DS3	171219	272963	
18	35 Ole HABJORG	NOR	Ole Habjorg	Renault Clio	IRAC13204	AN13204	
19	39 Ake HOLTET	NOR	Ake Holtet	Ford Fiesta	IRAC13617	AN13617	
20	40 Eric FAREN	SWE	Eric Faren	Citroën DS3	199003053254	199003053254	
21	42 Ludvig HUNSBEDT	NOR	Ludvig Hunsbedt	Ford Focus	IRAC 00504	AN 00504	
22	47 Ramona KARLSSON	SWE	Per Eklund Motorsport	Saab 9-3	198101085580	198101085580	
23	48 Lukas WALFRIDSON	SWE	Helmia Motorsport AB	Renault Clio	199304218713	113	
24	49 Rene MUENNICH	DEU	Rene Muennich	Skoda Fabia	IB1108069	IB1108069	
25	52 Ole Christian VEIBY	NOR	Kristoffersson Motorsport	VW Polo	IHAJ.44884	137	
26	53 Johan KRISTOFFERSSON	SWE	Kristoffersson Motorsport	VW Polo	198812066275	137	
27	54 Jos JANSEN	BEL	Jos Jansen	Ford Focus	907022	907022	
28	57 Toomas HEIKKINEN	FIN	Marklund Motorsport	VW Polo	21561120	311	
29	60 Joni-Pekka RAJALA	FIN	Peter Hedström	Skoda Fabia	22989196	198312136230	
30	63 Roman STEPANENKO	RUS	TT Motorsport	Citroën C4	#14305	1402230011	
31	64 Stian HAUGAN	NOR	Stian Haugan	Citroën C4	IKO23930	AN23930	
32	65 Fredrik TIGER	SWE	Fredrik Tiger	Ford Focus	197209118939	197209118939	

These results are provisional until the conclusion of any judicial and technical inquiries.

Höljesbanan (1210m)

Published at...	Clerk of the Course Morgan ÖSTLUND 	Timekeeper Péter MAJOSHÁZI 	
-----------------	---	---	---

Printed: 7/5/2014 12:49:29 AM

Page 1 of 2

Supercar

SC - 01

List of starters

No.	Driver	Nat.	Competitor/Entrant	Car	Licence	Competitor Lic.	Ch.
33	66 Derek TOHILL	IRL	LD Motorsports	Citroën DS3	6353	272963	
34	73 Daniel HOLTEN	NOR	Olsberg MSE AB	Ford Fiesta ST	IRC39147	136	
35	88 Henning SOLBERG	NOR	Per Eklund Motorsport	Saab 9-3	AN15362	352	
36	92 Anton MARKLUND	SWE	Marklund Motorsport	VW Polo	199212090071	311	
37	93 Sebastian ERIKSSON	SWE	Olsberg MSE AB	Ford Fiesta ST	199301053030	136	
38	99 Tord LINNERUD	NOR	Helmia Motorsport AB	Renault Clio	IKO 22391	113	

38 drivers

These results are provisional until the conclusion of any judicial and technical inquiries.

Höljesbanan (1210m)

Published at...	Clerk of the Course Morgan ÖSTLUND 	Timekeeper Péter MAJOSHÁZI 	
-----------------	---	---	---

Printed: 7/5/2014 12:49:29 AM

Page 2 of 2

Supercar

SC - 1T

List of starters (Teams)

Team	Nat.	No.	Driver	Nat.	Car
1 Team Peugeot-Hansen	SWE	1 3	Timur TIMERZYANOV Timmy HANSEN	RUS SWE	Peugeot 208 Peugeot 208
2 PS 110% AB	SWE	11 12	Petter SOLBERG Alexander HVAAL	NOR NOR	Citroën DS3 Citroën DS3
3 Olsbergs MSE AB	SWE	13 15	Andreas BAKKERUD Reinis NITISS	NOR LVA	Ford Fiesta ST Ford Fiesta ST
4 LD Motorsports	GBR	33 27	Liam DORAN Davy JEANNEY	GBR FRA	Citroën DS3 Peugeot 208
5 Marklund Motorsport	SWE	57 92	Toomas HEIKKINEN Anton MARKLUND	FIN SWE	VW Polo VW Polo

5 teams

These results are provisional until the conclusion of any judicial and technical inquiries.

Höljesbanan (1210m)

Published at...	Clerk of the Course Morgan ÖSTLUND 	Timekeeper Péter MAJOSHÁZI 	
-----------------	---	---	---

Page 1 of 1

Supercar

SC - 03

Free Practice 1 Lap Times

Pos.	No.	Driver Competitor/Entrant	Nat.	Car Ch.	Best lap	Diff	Laps	Lap1 Lap5	Lap 2 Lap 6	Lap3 Lap7	Lap4 Lap8
1	11	Petter SOLBERG PS 110% AB	NOR	Citroën DS3	0:43.143		7	0:43.910 0:43.623	0:45.701 0:46.154	0:43.931 0:43.143	3:06.344
2	53	Johan KRISTOFFERSSON Kristoffersson Motorsport	SWE	VW Polo EuroRX	0:43.663	0:00.520	6	1:17.931 0:47.206	0:43.663 1:01.731	3:53.943	0:44.039
3	15	Reinis NITISS Olsbergs MSE AB	LVA	Ford Fiesta ST	0:44.027	0:00.884	7	0:44.776 0:44.541	0:44.701 0:44.412	0:47.689 0:44.027	1:02.068
4	3	Timmy HANSEN Team Peugeot-Hansen	SWE	Peugeot 208	0:44.042	0:00.899	7	0:44.530 0:47.339	0:47.612 0:44.466	0:44.042 0:44.261	2:21.438
5	10	Mattias EKSTRÖM EKS	SWE	Audi S1 EuroRX	0:44.091	0:00.948	6	0:44.168 0:44.091	0:45.690 0:56.433	0:47.332	6:05.237
6	57	Toomas HEIKKINEN Marklund Motorsport	FIN	VW Polo	0:44.189	0:01.046	7	0:45.371 0:44.189	0:45.184 0:44.640	0:44.847 0:44.289	2:15.911
7	12	Alexander HVAAL PS 110% AB	NOR	Citroën DS3	0:44.197	0:01.054	7	0:45.646 0:44.825	0:50.352 0:44.197	0:47.742 0:44.828	9:51.730
8	1	Timur TIMERZYANOV Team Peugeot-Hansen	RUS	Peugeot 208	0:44.248	0:01.105	7	0:44.992 0:44.603	0:44.420 0:48.286	0:44.248 0:46.706	3:24.317
9	5	Pontus TIDEMAND EKS	SWE	Audi S1 EuroRX	0:44.282	0:01.139	4	8:14.050	0:47.826	0:44.282	0:44.417
10	93	Sebastian ERIKSSON Olsberg MSE AB	SWE	Ford Fiesta ST EuroRX	0:44.286	0:01.143	3	0:47.476	0:44.589	0:44.286	
11	73	Daniel HOLTEN Olsberg MSE AB	NOR	Ford Fiesta ST EuroRX	0:44.316	0:01.173	3	0:47.773	0:44.901	0:44.316	
12	52	Ole Christian VEIBY Kristoffersson Motorsport	NOR	VW Polo EuroRX	0:44.380	0:01.237	7	0:44.758 0:45.023	0:47.699 0:44.758	0:47.235 0:44.380	4:03.999
13	48	Lukas WALFRIDSON Helmia Motorsport AB	SWE	Renault Clio EuroRX	0:44.574	0:01.431	7	0:45.410 0:48.571	0:47.866 0:44.674	0:52.113 0:44.574	1:30.141
14	4	Robin LARSSON Bergs Fegen	SWE	Audi A1 EuroRX	0:44.582	0:01.439	7	0:44.582 0:47.284	0:46.081 0:44.697	0:47.872 0:48.251	2:00.641
15	99	Tord LINNÉRUD Helmia Motorsport AB	NOR	Renault Clio EuroRX	0:44.597	0:01.454	5	8:03.232 5:29.499	0:44.822	0:44.798	0:44.597
16	13	Andreas BAKKERUD Olsbergs MSE AB	NOR	Ford Fiesta ST	0:44.625	0:01.482	3	0:47.694	0:44.625	0:44.924	
17	24	Tommy RUSTAD HTB Racing	NOR	Volvo C30 EuroRX	0:44.667	0:01.524	3	0:44.731	0:44.667	0:45.912	
18	33	Liam DORAN LD Motorsports	GBR	Citroën DS3	0:44.767	0:01.624	7	0:45.799 0:47.212	0:46.291 0:44.929	0:47.171 0:44.767	2:10.540
19	92	Anton MARKLUND Marklund Motorsport	SWE	VW Polo	0:44.798	0:01.655	4	5:08.639	0:44.798	0:47.583	0:45.092
20	88	Henning SOLBERG Per Eklund Motorsport	NOR	Saab 9-3 EuroRX	0:44.835	0:01.692	7	0:45.407 0:44.877	0:45.607 0:45.161	0:45.432 0:44.835	2:15.588
21	25	Jacques VILLENEUVE Albatec Racing LTD	CAN	Peugeot 208	0:45.014	0:01.871	7	0:45.879 0:45.014	0:45.742 0:45.086	0:45.391 0:45.581	3:38.360
22	64	Stian HAUGAN Stian Haugan	NOR	Citroën C4 EuroRX	0:45.235	0:02.092	7	0:46.613 0:45.235	0:48.971 0:45.442	0:46.053 0:48.983	1:18.621
23	27	Davy JEANNEY LD Motorsports	FRA	Peugeot 208 EuroRX	0:45.348	0:02.205	3	0:45.792	0:45.425	0:45.348	
24	42	Ludvig HUNSBEDT Ludvig Hunsbedt	NOR	Ford Focus EuroRX	0:45.381	0:02.238	7	0:49.344 0:46.564	0:46.228 0:45.381	0:46.414 0:45.502	4:49.201
25	8	Peter HEDSTRÖM Peter Hedström	SWE	Skoda Fabia EuroRX	0:45.397	0:02.254	3	0:48.315	0:46.409	0:45.397	

These results are provisional until the conclusion of any judicial and technical inquiries.

Höljesbanan (1210m)

Published at...	Clerk of the Course Morgan ÖSTLUND 	Timekeeper Péter MAJOSHÁZI 	
-----------------	---	---	---

Printed: 7/5/2014 11:34:57 AM

Page 1 of 2

Supercar

SC - 03

Free Practice 1 Lap Times

Pos.	No.	Driver Competitor/Entrant	Nat.	Car Ch.	Best lap	Diff	Laps	Lap1 Lap5	Lap 2 Lap 6	Lap3 Lap7	Lap4 Lap8
26	14	Frode HOLTE Frode Holte Motorsport	NOR	Hyundai i20 EuroRX	0:45.603	0:02.460	3	0:45.888	0:45.603	0:46.304	
27	49	Rene MUENNICH Rene Muennich	DEU	Skoda Fabia EuroRX	0:45.654	0:02.511	6	0:49.081 0:49.694	0:45.815 0:45.752	0:45.654	3:20.200
28	40	Eric FAREN Eric Faren	SWE	Citroën DS3 EuroRX	0:45.761	0:02.618	3	0:46.157	0:46.166	0:45.761	
29	54	Jos JANSEN Jos Jansen	BEL	Ford Focus	0:45.762	0:02.619	6	0:47.345 0:47.230	0:50.547 0:45.762	0:48.502	4:04.317
30	35	Ole HABJORG Ole Habjorg	NOR	Renault Clio EuroRX	0:45.770	0:02.627	3	0:48.934	0:46.329	0:45.770	
31	47	Ramona KARLSSON Per Eklund Motorsport	SWE	Saab 9-3 EuroRX	0:45.805	0:02.662	7	0:47.381 0:45.845	0:46.835 0:45.805	0:50.127 0:46.407	4:53.962
32	63	Roman STEPANENKO TT Motorsport	RUS	Citroën C4 EuroRX	0:46.280	0:03.137	3	0:49.501	0:52.035	0:46.280	
33	66	Derek TOHILL LD Motorsports	IRL	Citroën DS3	0:46.463	0:03.320	6	0:46.700 0:47.518	0:46.463 0:53.667	0:48.062	3:40.633
34	23	Teemu PATSI Teemu Patsi	FIN	Ford Fiesta EuroRX	0:46.677	0:03.534	7	0:47.825 0:50.024	0:51.433 0:46.719	0:47.062 0:46.677	0:34.819
35	65	Fredrik TIGER Fredrik Tiger	SWE	Ford Focus EuroRX	0:46.976	0:03.833	2	0:47.121	0:46.976		
36	31	Tore KRISTOFFERSEN Tore Kristoffersen	NOR	Ford Fiesta EuroRX	0:47.182	0:04.039	1	0:47.182			
37	39	Ake HOLTET Ake Holtet	NOR	Ford Fiesta EuroRX	0:53.121	0:09.978	1	0:53.121			
38	60	Joni-Pekka RAJALA Peter Hedström	FIN	Skoda Fabia EuroRX	0:56.997	0:13.854	2	0:56.997	1:01.370		

Total:38 Drivers included DNS: 0 ,DNF: 0 , EXC: 0

These results are provisional until the conclusion of any judicial and technical inquiries.

Höljesbanan (1210m)

Published at...	Clerk of the Course Morgan ÖSTLUND 	Timekeeper Péter MAJOSHÁZI 	
-----------------	---	---	---

Printed: 7/5/2014 11:34:57 AM

Page 2 of 2

Supercar

SC - 02

Provisional Grid Sheet for Heat 1 by the draw (Right Pole)

P5	P4	P3	P2	POLE
----	----	----	----	------

Race 1

	60	25	11	88
--	----	----	----	----

R1

- 88 Henning SOLBERG NOR
- 11 Petter SOLBERG NOR
- 25 Jacques VILLENEUVE CAN
- 60 Joni-Pekka RAJALA FIN

Race 2

	8	57	54	40
--	---	----	----	----

R2

- 40 Eric FAREN SWE
- 54 Jos JANSEN BEL
- 57 Toomas HEIKKINEN FIN
- 8 Peter HEDSTRÖM SWE

Race 3

33	47	12	27	65
----	----	----	----	----

R3

- 65 Fredrik TIGER SWE
- 27 Davy JEANNEY FRA
- 12 Alexander HVAAL NOR
- 47 Ramona KARLSSON SWE
- 33 Liam DORAN GBR

Race 4

35	24	99	15	31
----	----	----	----	----

R4

- 31 Tore KRISTOFFERSEN NOR
- 15 Reinis NITISS LVA
- 99 Tord LINNÉRUD NOR
- 24 Tommy RUSTAD NOR
- 35 Ole HABJORG NOR

Race 5

4	13	5	3	39
---	----	---	---	----

R5

- 39 Ake HOLTET NOR
- 3 Timmy HANSEN SWE
- 5 Pontus TIDEMAND SWE
- 13 Andreas BAKKERUD NOR
- 4 Robin LARSSON SWE

Race 6

10	1	63	73	64
----	---	----	----	----

R6

- 64 Stian HAUGAN NOR
- 73 Daniel HOLTEN NOR
- 63 Roman STEPANENKO RUS
- 1 Timur TIMERZYANOV RUS
- 10 Mattias EKSTRÖM SWE

Race 7

93	23	14	42	52
----	----	----	----	----

R7

- 52 Ole Christian VEIBY NOR
- 42 Ludvig HUNSBEDT NOR
- 14 Frode HOLTE NOR
- 23 Teemu PATSI FIN
- 93 Sebastian ERIKSSON SWE

Race 8

49	48	92	53	66
----	----	----	----	----

R8

- 66 Derek TOHILL IRL
- 53 Johan KRISTOFFERSSON SWE
- 92 Anton MARKLUND SWE
- 48 Lukas WALFRIDSON SWE
- 49 Rene MUENNICH DEU

These results are provisional until the conclusion of any judicial and technical inquiries.

Höljesbanan (1210m)

Published at...	Clerk of the Course Morgan ÖSTLUND	Timekeeper Péter MAJOSHÁZI	
-----------------	---------------------------------------	-------------------------------	--

Printed: 7/5/2014 12:43:00 AM

Page 1 of 1

Supercar

SC - 04

Result of Heat 1

Pos.	No.	Driver Competitor/Entrant	Nat. Car Ch.	Laps/Joker Race Nr.	Total Tm Notice	Diff	Lap1	Lap2	Lap3	Lap4	Pts.
1	11	Petter SOLBERG PS 110% AB	NOR Citroën DS3	4 / 1 Race 1	3:00.855 -		0:47.059	0:43.646	0:43.503	<u>0:46.647</u>	50
2	10	Mattias EKSTRÖM EKS	SWE Audi S1	4 / 1 Race 6	3:02.166 -	0:01.311	0:47.714	<u>0:47.074</u>	0:43.631	0:43.747	45
3	1	Timur TIMERZYANOV Team Peugeot-Hansen	RUS Peugeot 208	4 / 1 Race 6	3:02.804 -	0:01.949	0:47.299	0:44.109	0:44.216	<u>0:47.180</u>	42
4	57	Toomas HEIKKINEN Marklund Motorsport	FIN VW Polo	4 / 1 Race 2	3:02.844 -	0:01.989	0:47.331	0:44.262	0:44.246	<u>0:47.005</u>	40
5	73	Daniel HOLTEN Olsberg MSE AB	NOR Ford Fiesta ST	4 / 1 Race 6	3:04.144 -	0:03.289	0:48.540	0:44.702	0:44.067	<u>0:46.835</u>	39
6	33	Liam DORAN LD Motorsports	GBR Citroën DS3	4 / 1 Race 3	3:04.808 -	0:03.953	0:47.866	0:44.814	0:44.382	<u>0:47.746</u>	38
7	99	Tord LINNÉRUD Helmia Motorsport AB	NOR Renault Clio	4 / 1 Race 4	3:05.025 -	0:04.170	0:47.696	0:44.223	0:44.571	<u>0:48.535</u>	37
8	3	Timmy HANSEN Team Peugeot-Hansen	SWE Peugeot 208	4 / 1 Race 5	3:05.240 -	0:04.385	0:48.135	0:44.903	<u>0:47.648</u>	0:44.554	36
9	88	Henning SOLBERG Per Eklund Motorsport	NOR Saab 9-3	4 / 1 Race 1	3:05.288 -	0:04.433	<u>0:51.471</u>	0:44.537	0:44.887	0:44.393	35
10	15	Reinis NITISS Olsbergs MSE AB	LVA Ford Fiesta ST	4 / 1 Race 4	3:05.460 -	0:04.605	0:48.326	0:44.853	<u>0:47.203</u>	0:45.078	34
11	13	Andreas BAKKERUD Olsbergs MSE AB	NOR Ford Fiesta ST	4 / 1 Race 5	3:05.599 -	0:04.744	0:48.620	<u>0:47.921</u>	0:44.477	0:44.581	33
12	93	Sebastian ERIKSSON Olsberg MSE AB	SWE Ford Fiesta ST	4 / 1 Race 7	3:06.130 -	0:05.275	0:48.541	0:45.584	<u>0:46.953</u>	0:45.052	32
13	40	Eric FAREN Eric Faren	SWE Citroën DS3	4 / 1 Race 2	3:07.193 -	0:06.338	0:48.747	0:44.761	0:45.081	<u>0:48.604</u>	31
14	24	Tommy RUSTAD HTB Racing	NOR Volvo C30	4 / 1 Race 4	3:07.447 -	0:06.592	<u>0:51.232</u>	0:45.757	0:45.484	0:44.974	30
15	25	Jacques VILLENEUVE Albatec Racing LTD	CAN Peugeot 208	4 / 1 Race 1	3:07.472 -	0:06.617	0:48.792	0:45.364	0:44.775	<u>0:48.541</u>	29
16	8	Peter HEDSTRÖM Peter Hedström	SWE Skoda Fabia	4 / 1 Race 2	3:07.909 -	0:07.054	<u>0:51.825</u>	0:45.701	0:45.474	0:44.909	28
17	64	Stian HAUGAN Stian Haugan	NOR Citroën C4	4 / 1 Race 6	3:07.912 -	0:07.057	<u>0:52.939</u>	0:44.872	0:45.081	0:45.020	27
18	5	Pontus TIDEMAND EKS	SWE Audi S1	4 / 1 Race 5	3:07.993 -	0:07.138	<u>0:53.374</u>	0:44.370	0:45.173	0:45.076	26
19	27	Davy JEANNEY LD Motorsports	FRA Peugeot 208	4 / 1 Race 3	3:08.983 -	0:08.128	<u>0:52.251</u>	0:45.976	0:45.225	0:45.531	25
20	63	Roman STEPANENKO TT Motorsport	RUS Citroën C4	4 / 1 Race 6	3:09.389 -	0:08.534	<u>0:53.420</u>	0:45.015	0:45.844	0:45.110	24
21	60	Joni-Pekka RAJALA Peter Hedström	FIN Skoda Fabia	4 / 1 Race 1	3:09.424 -	0:08.569	0:50.022	<u>0:48.527</u>	0:45.464	0:45.411	23
22	52	Ole Christian VEIBY Kristoffersson Motorsport	NOR VW Polo	4 / 1 Race 7	3:09.447 -	0:08.592	<u>0:50.676</u>	0:47.165	0:45.726	0:45.880	22
23	4	Robin LARSSON Bergs Fegen	SWE Audi A1	4 / 1 Race 5	3:09.537 -	0:08.682	<u>0:52.651</u>	0:44.761	0:44.968	0:47.157	21
24	12	Alexander HVAAL PS 110% AB	NOR Citroën DS3	4 / 1 Race 3	3:09.704 -	0:08.849	<u>0:52.644</u>	0:46.479	0:45.379	0:45.202	20

These results are provisional until the conclusion of any judicial and technical inquiries.

Höljesbanan (1210m)

Published at...	Clerk of the Course Morgan ÖSTLUND 	Timekeeper Péter MAJOSHÁZI 	
-----------------	---	---	---

Supercar

SC - 04

Result of Heat 1

Pos.	No.	Driver Competitor/Entrant	Nat. Car Ch.	Laps/Joker Race Nr.	Total Tm Notice	Diff	Lap1	Lap2	Lap3	Lap4	Pts.
25	48	Lukas WALFRIDSON Helmia Motorsport AB	SWE Renault Clio	4 / 1 Race 8	3:09.741 -	0:08.886	0:48.674	<u>0:49.986</u>	0:45.946	0:45.135	19
26	35	Ole HABJORG Ole Habjorg	NOR Renault Clio	4 / 1 Race 4	3:09.926 -	0:09.071	<u>0:53.742</u>	0:45.401	0:45.577	0:45.206	18
27	47	Ramona KARLSSON Per Eklund Motorsport	SWE Saab 9-3	4 / 1 Race 3	3:11.697 -	0:10.842	0:50.767	0:46.639	0:45.600	<u>0:48.691</u>	17
28	66	Derek TOHILL LD Motorsports	IRL Citroën DS3	4 / 1 Race 8	3:14.042 -	0:13.187	<u>0:52.241</u>	0:46.920	0:46.629	0:48.252	16
29	31	Tore KRISTOFFERSEN Tore Kristoffersen	NOR Ford Fiesta	4 / 1 Race 4	3:14.242 -	0:13.387	0:50.099	0:46.690	<u>0:50.215</u>	0:47.238	15
30	49	Rene MUENNICH Rene Muennich	DEU Skoda Fabia	4 / 1 Race 8	3:15.671 -	0:14.816	<u>0:55.953</u>	0:46.364	0:46.324	0:47.030	14
31	65	Fredrik TIGER Fredrik Tiger	SWE Ford Focus	4 / 1 Race 3	3:16.648 -	0:15.793	0:51.213	0:48.296	<u>0:50.087</u>	0:47.052	13
32	14	Frode HOLTE Frode Holte Motorsport	NOR Hyundai i20	4 / 1 Race 7	3:19.730 -	0:18.875	0:55.499	<u>0:49.553</u>	0:47.084	0:47.594	12
33	53	Johan KRISTOFFERSSON Kristoffersson Motorsport	SWE VW Polo	4 / 1 Race 8	3:20.985 -	0:20.130	0:47.539	0:57.332	<u>0:48.634</u>	0:47.480	11
34	23	Teemu PATSI Teemu Patsi	FIN Ford Fiesta	4 / 1 Race 7	3:28.927 -	0:28.072	<u>0:54.672</u>	0:52.748	0:50.628	0:50.879	10
35	54	Jos JANSEN Jos Jansen	BEL Ford Focus	4 / 1 Race 2	3:38.299 -	0:37.444	0:50.809	0:46.795	<u>0:50.291</u>	1:10.404	9
DNF	92	Anton MARKLUND Marklund Motorsport	SWE VW Polo	1 / 1 Race 8	- -	+3 LAP	0:48.279				5
DNF	42	Ludvig HUNSBEDT Ludvig Hunsbedt	NOR Ford Focus	0 / 0 Race 7	- -	+4 LAP					5
DNF	39	Ake HOLTET Ake Holtet	NOR Ford Fiesta	2 / 1 Race 5	- -	+2 LAP	0:58.066	0:48.749			5

These results are provisional until the conclusion of any judicial and technical inquires.

Höljesbanan (1210m)

Published at...	Clerk of the Course Morgan ÖSTLUND 	Timekeeper Péter MAJOSHÁZI 	
-----------------	---	---	---

Printed: 7/5/2014 2:09:19 PM

Page 2 of 2

Supercar

SC - 05

Provisional Grid Sheet for Heat 2 (Right Pole)

P5	P4	P3	P2	POLE
Race 1				
		39	42	92
Race 2				
54	23	53	14	65
Race 3				
49	31	66	47	35
Race 4				
48	12	4	52	60
Race 5				
63	27	5	64	8
Race 6				
25	24	40	93	13
Race 7				
15	88	3	99	33
Race 8				
73	57	1	10	11

R1

92 Anton MARKLUND SWE
42 Ludvig HUNSBEDT NOR
39 Ake HOLTET NOR

R2

65 Fredrik TIGER SWE
14 Frode HOLTE NOR
53 Johan KRISTOFFERSSON SWE
23 Teemu PATSI FIN
54 Jos JANSEN BEL

R3

35 Ole HABJORG NOR
47 Ramona KARLSSON SWE
66 Derek TOHILL IRL
31 Tore KRISTOFFERSEN NOR
49 Rene MUENNICH DEU

R4

60 Joni-Pekka RAJALA FIN
52 Ole Christian VEIBY NOR
4 Robin LARSSON SWE
12 Alexander HVAAL NOR
48 Lukas WALFRIDSON SWE

R5

8 Peter HEDSTRÖM SWE
64 Stian HAUGAN NOR
5 Pontus TIDEMAND SWE
27 Davy JEANNEY FRA
63 Roman STEPANENKO RUS

R6

13 Andreas BAKKERUD NOR
93 Sebastian ERIKSSON SWE
40 Eric FAREN SWE
24 Tommy RUSTAD NOR
25 Jacques VILLENEUVE CAN

R7

33 Liam DORAN GBR
99 Tord LINNERRUD NOR
3 Timmy HANSEN SWE
88 Henning SOLBERG NOR
15 Reinis NITISS LVA

R8

11 Petter SOLBERG NOR
10 Mattias EKSTRÖM SWE
1 Timur TIMERZYANOV RUS
57 Toomas HEIKKINEN FIN
73 Daniel HOLTEN NOR

These results are provisional until the conclusion of any judicial and technical inquiries.

Höljesbanan (1210m)

Published at...	Clerk of the Course Morgan ÖSTLUND	Timekeeper Péter MAJOSHÁZI	
-----------------	---------------------------------------	-------------------------------	--

Printed: 7/5/2014 2:10:07 PM

Page 1 of 1



Supercar

SC - 06

Result of Heat 2

Pos.	No.	Driver Competitor/Entrant	Nat. Car Ch.	Laps/Joker Race Nr.	Total Tm Notice	Diff	Lap1	Lap2	Lap3	Lap4	Pts.
1	1	Timur TIMERZYANOV Team Peugeot-Hansen	RUS Peugeot 208	4 / 1 Race 8	3:01.971 -		0:47.040	0:43.907	0:44.218	<u>0:46.806</u>	50
2	93	Sebastian ERIKSSON Olsberg MSE AB	SWE Ford Fiesta ST	4 / 1 Race 6	3:04.501 -	0:02.530	<u>0:51.084</u>	0:44.846	0:43.951	0:44.620	45
3	10	Mattias EKSTRÖM EKS	SWE Audi S1	4 / 1 Race 8	3:04.936 -	0:02.965	<u>0:50.951</u>	0:44.178	0:44.462	0:45.345	42
4	57	Toomas HEIKKINEN Marklund Motorsport	FIN VW Polo	4 / 1 Race 8	3:05.232 -	0:03.261	0:48.082	0:44.243	<u>0:47.503</u>	0:45.404	40
5	5	Pontus TIDEMAND EKS	SWE Audi S1	4 / 1 Race 5	3:05.669 -	0:03.698	0:50.123	0:44.627	0:44.318	<u>0:46.601</u>	39
6	73	Daniel HOLTEN Olsberg MSE AB	NOR Ford Fiesta ST	4 / 1 Race 8	3:06.185 -	0:04.214	0:49.472	<u>0:47.343</u>	0:44.377	0:44.993	38
7	92	Anton MARKLUND Marklund Motorsport	SWE VW Polo	4 / 1 Race 1	3:06.257 -	0:04.286	0:49.112	0:44.949	0:44.907	<u>0:47.289</u>	37
8	88	Henning SOLBERG Per Eklund Motorsport	NOR Saab 9-3	4 / 1 Race 7	3:06.582 -	0:04.611	<u>0:51.452</u>	0:44.767	0:44.517	0:45.846	36
9	11	Petter SOLBERG PS 110% AB	NOR Citroën DS3	4 / 1 Race 8	3:06.652 -	0:04.681	<u>0:49.926</u>	0:43.696	0:45.703	0:47.327	35
10	15	Reinis NITISS Olsbergs MSE AB	LVA Ford Fiesta ST	4 / 1 Race 7	3:06.844 -	0:04.873	<u>0:53.053</u>	0:44.265	0:44.446	0:45.080	34
11	99	Tord LINNERUD Helmia Motorsport AB	NOR Renault Clio	4 / 1 Race 7	3:07.246 -	0:05.275	0:48.413	0:44.667	0:44.683	<u>0:49.483</u>	33
12	3	Timmy HANSEN Team Peugeot-Hansen	SWE Peugeot 208	4 / 1 Race 7	3:07.321 -	0:05.350	<u>0:52.285</u>	0:44.358	0:44.451	0:46.227	32
13	13	Andreas BAKKERUD Olsbergs MSE AB	NOR Ford Fiesta ST	4 / 1 Race 6	3:08.122 -	0:06.151	0:49.088	<u>0:47.309</u>	0:44.051	0:47.674	31
14	40	Eric FAREN Eric Faren	SWE Citroën DS3	4 / 1 Race 6	3:08.154 -	0:06.183	<u>0:52.564</u>	0:45.317	0:45.161	0:45.112	30
15	64	Stian HAUGAN Stian Haugan	NOR Citroën C4	4 / 1 Race 5	3:08.492 -	0:06.521	<u>0:51.878</u>	0:45.490	0:45.520	0:45.604	29
16	12	Alexander HVAAL PS 110% AB	NOR Citroën DS3	4 / 1 Race 4	3:08.955 -	0:06.984	0:49.353	0:45.755	0:45.249	<u>0:48.598</u>	28
17	33	Liam DORAN LD Motorsports	GBR Citroën DS3	4 / 1 Race 7	3:11.621 -	0:09.650	<u>0:58.342</u>	0:44.501	0:44.163	0:44.615	27
18	42	Ludvig HUNSBEDT Ludvig Hunsbedt	NOR Ford Focus	4 / 1 Race 1	3:11.726 -	0:09.755	0:48.625	<u>0:49.994</u>	0:46.521	0:46.586	26
19	53	Johan KRISTOFFERSSON Kristoffersson Motorsport	SWE VW Polo	4 / 1 Race 2	3:12.554 -	0:10.583	0:50.333	0:47.103	0:46.806	<u>0:48.312</u>	25
20	47	Ramona KARLSSON Per Eklund Motorsport	SWE Saab 9-3	4 / 1 Race 3	3:13.489 -	0:11.518	0:50.386	0:46.718	0:46.240	<u>0:50.145</u>	24
21	31	Tore KRISTOFFERSEN Tore Kristoffersen	NOR Ford Fiesta	4 / 1 Race 3	3:14.854 -	0:12.883	0:51.819	0:46.486	0:46.562	<u>0:49.987</u>	23
22	60	Joni-Pekka RAJALA Peter Hedström	FIN Skoda Fabia	4 / 1 Race 4	3:15.320 -	0:13.349	<u>0:55.179</u>	0:46.869	0:46.043	0:47.229	22
23	23	Teemu PATSI Teemu Patsi	FIN Ford Fiesta	4 / 1 Race 2	3:15.806 -	0:13.835	0:51.483	0:47.270	0:46.850	<u>0:50.203</u>	21
24	52	Ole Christian VEIBY Kristoffersson Motorsport	NOR VW Polo	4 / 1 Race 4	3:16.718 -	0:14.747	0:49.978	<u>0:56.388</u>	0:45.636	0:44.716	20

These results are provisional until the conclusion of any judicial and technical inquiries.

Höljesbanan (1210m)

Published at...	Clerk of the Course Morgan ÖSTLUND 	Timekeeper Péter MAJOSHÁZI 	
-----------------	---	---	---

Printed: 7/5/2014 4:51:54 PM

Page 1 of 2

Supercar

SC - 06

Result of Heat 2

Pos.	No.	Driver Competitor/Entrant	Nat. Car Ch.	Laps/Joker Race Nr.	Total Tm Notice	Diff	Lap1	Lap2	Lap3	Lap4	Pts.
25	24	Tommy RUSTAD HTB Racing	NOR Volvo C30	4 / 1 Race 6	3:16.915 -	0:14.944	0:48.270	0:49.172	0:49.140	<u>0:50.333</u>	19
26	27	Davy JEANNEY LD Motorsports	FRA Peugeot 208	4 / 1 Race 5	3:17.377 -	0:15.406	0:49.247	0:44.761	0:48.005	<u>0:55.364</u>	18
27	14	Frode HOLTE Frode Holte Motorsport	NOR Hyundai i20	4 / 1 Race 2	3:19.688 -	0:17.717	0:58.945	0:45.755	<u>0:49.202</u>	0:45.786	17
28	39	Ake HOLTET Ake Holtet	NOR Ford Fiesta	4 / 1 Race 1	3:22.580 -	0:20.609	0:53.362	0:48.822	0:48.279	<u>0:52.117</u>	16
29	65	Fredrik TIGER Fredrik Tiger	SWE Ford Focus	4 / 1 Race 2	3:24.093 -	0:22.122	<u>1:02.780</u>	0:46.631	0:47.310	0:47.372	15
30	66	Derek TOHILL LD Motorsports	IRL Citroën DS3	4 / 1 Race 3	3:31.678 -	0:29.707	1:05.498	<u>0:51.551</u>	0:47.329	0:47.300	14
31	25	Jacques VILLENEUVE Albatec Racing LTD	CAN Peugeot 208	4 / 1 Race 6	3:43.664 -	0:41.693	0:53.126	<u>0:57.739</u>	0:55.775	0:57.024	13
32	54	Jos JANSEN Jos Jansen	BEL Ford Focus	4 / 1 Race 2	3:44.619 -	0:42.648	0:53.818	0:49.569	<u>1:09.770</u>	0:51.462	12
33	35	Ole HABJORG Ole Habjorg	NOR Renault Clio	4 / 1 Race 3	3:57.898 -	0:55.927	<u>1:04.753</u>	0:46.208	1:13.919	0:53.018	11
DNF	4	Robin LARSSON Bergs Fegen	SWE Audi A1	0 / 0 Race 4	- -	+4 LAP					5
DNF	48	Lukas WALFRIDSON Helmia Motorsport AB	SWE Renault Clio	2 / 1 Race 4	- -	+2 LAP	1:43.196	<u>1:42.149</u>			5
DNF	49	Rene MUENNICH Rene Muennich	DEU Skoda Fabia	0 / 0 Race 3	- -	+4 LAP					5
EXC	8	Peter HEDSTRÖM Peter Hedström	SWE Skoda Fabia	4 / 1 Race 5	- -	-	0:49.607	<u>0:48.329</u>	0:45.374	0:52.056	0
EXC	63	Roman STEPANENKO TT Motorsport	RUS Citroën C4	4 / 1 Race 5	- -	-	<u>0:53.853</u>	0:44.666	0:45.527	0:47.043	0

#63, #8 Black flag

These results are provisional until the conclusion of any judicial and technical inquires.

Höljesbanan (1210m)

Published at...	Clerk of the Course Morgan ÖSTLUND 	Timekeeper Péter MAJOSHÁZI 	
-----------------	---	---	---

Printed: 7/5/2014 4:51:54 PM

Page 2 of 2

Supercar

SC - 08

Result after Heat 2

Pos. No.	Driver Competitor/Entrant	Nat. Car Ch.	Heat 1	Heat 2	Heat 3	Heat 4	Heat Sum	Int. Pt.	SF1	SF2	Final	Ch. Pt.	Ch Sum
1	1 Timur TIMERZYANOV Team Peugeot-Hansen	RUS Peugeot 208	42 (3.) 3:02.804	50 (1.) 3:01.971			92						
2	10 Mattias EKSTRÖM EKS	SWE Audi S1	45 (2.) 3:02.166	42 (3.) 3:04.936			87						
3	11 Petter SOLBERG PS 110% AB	NOR Citroën DS3	50 (1.) 3:00.855	35 (9.) 3:06.652			85						
4	57 Toomas HEIKKINEN Marklund Motorsport	FIN VW Polo	40 (4.) 3:02.844	40 (4.) 3:05.232			80						
5	93 Sebastian ERIKSSON Olsberg MSE AB	SWE Ford Fiesta ST	32 (12.) 3:06.130	45 (2.) 3:04.501			77						
6	73 Daniel HOLTEN Olsberg MSE AB	NOR Ford Fiesta ST	39 (5.) 3:04.144	38 (6.) 3:06.185			77						
7	88 Henning SOLBERG Per Eklund Motorsport	NOR Saab 9-3	35 (9.) 3:05.288	36 (8.) 3:06.582			71						
8	99 Tord LINNÉRUD Helmia Motorsport AB	NOR Renault Clio	37 (7.) 3:05.025	33 (11.) 3:07.246			70						
9	15 Reinis NITISS Olsbergs MSE AB	LVA Ford Fiesta ST	34 (10.) 3:05.460	34 (10.) 3:06.844			68						
10	3 Timmy HANSEN Team Peugeot-Hansen	SWE Peugeot 208	36 (8.) 3:05.240	32 (12.) 3:07.321			68						
11	5 Pontus TIDEMAND EKS	SWE Audi S1	26 (18.) 3:07.993	39 (5.) 3:05.669			65						
12	33 Liam DORAN LD Motorsports	GBR Citroën DS3	38 (6.) 3:04.808	27 (17.) 3:11.621			65						
13	13 Andreas BAKKERUD Olsbergs MSE AB	NOR Ford Fiesta ST	33 (11.) 3:05.599	31 (13.) 3:08.122			64						
14	40 Eric FAREN Eric Faren	SWE Citroën DS3	31 (13.) 3:07.193	30 (14.) 3:08.154			61						
15	64 Stian HAUGAN Stian Haugan	NOR Citroën C4	27 (17.) 3:07.912	29 (15.) 3:08.492			56						
16	24 Tommy RUSTAD HTB Racing	NOR Volvo C30	30 (14.) 3:07.447	19 (25.) 3:16.915			49						
17	12 Alexander HVAAL PS 110% AB	NOR Citroën DS3	20 (24.) 3:09.704	28 (16.) 3:08.955			48						
18	60 Joni-Pekka RAJALA Peter Hedström	FIN Skoda Fabia	23 (21.) 3:09.424	22 (22.) 3:15.320			45						
19	27 Davy JEANNEY LD Motorsports	FRA Peugeot 208	25 (19.) 3:08.983	18 (26.) 3:17.377			43						
20	92 Anton MARKLUND Marklund Motorsport	SWE VW Polo	5 (36.) DNF	37 (7.) 3:06.257			42						
21	52 Ole Christian VEIBY Kristoffersson Motorsport	NOR VW Polo	22 (22.) 3:09.447	20 (24.) 3:16.718			42						
22	25 Jacques VILLENEUVE Albatec Racing LTD	CAN Peugeot 208	29 (15.) 3:07.472	13 (31.) 3:43.664			42						
23	47 Ramona KARLSSON Per Eklund Motorsport	SWE Saab 9-3	17 (27.) 3:11.697	24 (20.) 3:13.489			41						
24	31 Tore KRISTOFFERSEN Tore Kristoffersen	NOR Ford Fiesta	15 (29.) 3:14.242	23 (21.) 3:14.854			38						

These results are provisional until the conclusion of any judicial and technical inquiries.

Höljesbanan (1210m)

Published at...	Clerk of the Course Morgan ÖSTLUND 	Timekeeper Péter MAJOSHÁZI 	
-----------------	---	---	---

Printed: 7/5/2014 4:57:55 PM

Page 1 of 2

Supercar

SC - 08

Result after Heat 2


Pos. No.	Driver Competitor/Entrant	Nat. Car Ch.	Heat 1	Heat 2	Heat 3	Heat 4	Heat Sum	Int. Pt.	SF1	SF2	Final	Ch. Pt.	Ch Sum
25 53	Johan KRISTOFFERSSON Kristoffersson Motorsport	SWE VW Polo	11 (33.) 3:20.985	25 (19.) 3:12.554			36						
26 42	Ludvig HUNSBEDT Ludvig Hunsbedt	NOR Ford Focus	5 (37.) DNF	26 (18.) 3:11.726			31						
27 23	Teemu PATSI Teemu Patsi	FIN Ford Fiesta	10 (34.) 3:28.927	21 (23.) 3:15.806			31						
28 66	Derek TOHILL LD Motorsports	IRL Citroën DS3	16 (28.) 3:14.042	14 (30.) 3:31.678			30						
29 14	Frode HOLTE Frode Holte Motorsport	NOR Hyundai i20	12 (32.) 3:19.730	17 (27.) 3:19.688			29						
30 35	Ole HABJORG Ole Habjorg	NOR Renault Clio	18 (26.) 3:09.926	11 (33.) 3:57.898			29						
31 65	Fredrik TIGER Fredrik Tiger	SWE Ford Focus	13 (31.) 3:16.648	15 (29.) 3:24.093			28						
32 8	Peter HEDSTRÖM Peter Hedström	SWE Skoda Fabia	28 (16.) 3:07.909	0 (37.) EXC			28						
33 4	Robin LARSSON Bergs Fegen	SWE Audi A1	21 (23.) 3:09.537	5 (34.) DNF			26						
34 48	Lukas WALFRIDSON Helmia Motorsport AB	SWE Renault Clio	19 (25.) 3:09.741	5 (35.) DNF			24						
35 63	Roman STEPANENKO TT Motorsport	RUS Citroën C4	24 (20.) 3:09.389	0 (38.) EXC			24						
36 39	Ake HOLTET Ake Holtet	NOR Ford Fiesta	5 (38.) DNF	16 (28.) 3:22.580			21						
37 54	Jos JANSEN Jos Jansen	BEL Ford Focus	9 (35.) 3:38.299	12 (32.) 3:44.619			21						
38 49	Rene MUENNICH Rene Muennich	DEU Skoda Fabia	14 (30.) 3:15.671	5 (36.) DNF			19						

38 drivers

-
-

These results are provisional until the conclusion of any judicial and technical inquiries.

Höljesbanan (1210m)

Published at...	Clerk of the Course Morgan ÖSTLUND 	Timekeeper Péter MAJOSHÁZI 	
-----------------	---	---	---

Printed: 7/5/2014 4:57:55 PM

Page 2 of 2

Supercar

SC - 09

Warm-up Lap Times

Pos.	No.	Driver Competitor/Entrant	Nat.	Car Ch.	Best lap	Diff	Laps	Lap1 Lap5	Lap 2 Lap 6	Lap3 Lap7	Lap4 Lap8
1	53	Johan KRISTOFFERSSON Kristoffersson Motorsport	SWE	VW Polo EuroRX	0:43.625		3	0:43.921	9:43.671	0:43.625	
2	13	Andreas BAKKERUD Olsbergs MSE AB	NOR	Ford Fiesta ST	0:43.923	0:00.298	1	0:43.923			
3	10	Mattias EKSTRÖM EKS	SWE	Audi S1 EuroRX	0:44.325	0:00.700	3	0:45.009	8:54.903	0:44.325	
4	11	Petter SOLBERG PS 110% AB	NOR	Citroën DS3	0:44.405	0:00.780	1	0:44.405			
5	5	Pontus TIDEMAND EKS	SWE	Audi S1 EuroRX	0:44.546	0:00.921	3	0:44.677	9:26.769	0:44.546	
6	33	Liam DORAN LD Motorsports	GBR	Citroën DS3	0:44.576	0:00.951	3	0:47.587	8:04.031	0:44.576	
7	73	Daniel HOLTEN Olsberg MSE AB	NOR	Ford Fiesta ST EuroRX	0:44.578	0:00.953	1	0:44.578			
8	3	Timmy HANSEN Team Peugeot-Hansen	SWE	Peugeot 208	0:44.627	0:01.002	1	0:44.627			
9	52	Ole Christian VEIBY Kristoffersson Motorsport	NOR	VW Polo EuroRX	0:44.792	0:01.167	3	0:44.792	9:37.383	0:44.873	
10	93	Sebastian ERIKSSON Olsberg MSE AB	SWE	Ford Fiesta ST EuroRX	0:44.852	0:01.227	1	0:44.852			
11	1	Timur TIMERZYANOV Team Peugeot-Hansen	RUS	Peugeot 208	0:44.860	0:01.235	3	0:47.261	5:32.628	0:44.860	
12	24	Tommy RUSTAD HTB Racing	NOR	Volvo C30 EuroRX	0:44.914	0:01.289	1	0:44.914			
13	57	Toomas HEIKKINEN Marklund Motorsport	FIN	VW Polo	0:44.943	0:01.318	1	0:44.943			
14	8	Peter HEDSTRÖM Peter Hedström	SWE	Skoda Fabia EuroRX	0:45.054	0:01.429	1	0:45.054			
15	99	Tord LINNÉRUD Helmia Motorsport AB	NOR	Renault Clio EuroRX	0:45.126	0:01.501	1	0:45.126			
16	12	Alexander HVAAL PS 110% AB	NOR	Citroën DS3	0:45.176	0:01.551	3	0:45.424	3:28.252	0:45.176	
17	25	Jacques VILLENEUVE Albatec Racing LTD	CAN	Peugeot 208	0:45.225	0:01.600	3	0:45.602	7:39.112	0:45.225	
18	48	Lukas WALFRIDSON Helmia Motorsport AB	SWE	Renault Clio EuroRX	0:45.284	0:01.659	1	0:45.284			
19	42	Ludvig HUNSBEDT Ludvig Hunsbedt	NOR	Ford Focus EuroRX	0:45.433	0:01.808	3	0:45.433	5:24.491	0:46.593	
20	27	Davy JEANNEY LD Motorsports	FRA	Peugeot 208 EuroRX	0:45.470	0:01.845	1	0:45.470			
21	64	Stian HAUGAN Stian Haugan	NOR	Citroën C4 EuroRX	0:45.673	0:02.048	1	0:45.673			
22	49	Rene MUENNICH Rene Muennich	DEU	Skoda Fabia EuroRX	0:45.727	0:02.102	3	0:45.819	9:08.265	0:45.727	
23	40	Eric FAREN Eric Faren	SWE	Citroën DS3 EuroRX	0:45.787	0:02.162	1	0:45.787			
24	14	Frode HOLTE Frode Holte Motorsport	NOR	Hyundai i20 EuroRX	0:45.905	0:02.280	3	0:45.985	3:35.221	0:45.905	
25	47	Ramona KARLSSON Per Eklund Motorsport	SWE	Saab 9-3 EuroRX	0:45.996	0:02.371	3	0:46.349	4:36.023	0:45.996	

These results are provisional until the conclusion of any judicial and technical inquiries.

Höljesbanan (1210m)

Published at...	Clerk of the Course Morgan ÖSTLUND 	Timekeeper Péter MAJOSHÁZI 	
-----------------	---	---	---

Printed: 7/6/2014 9:57:37 AM

Page 1 of 2

Supercar

SC - 09

Warm-up Lap Times

Pos.	No.	Driver Competitor/Entrant	Nat.	Car Ch.	Best lap	Diff	Laps	Lap1 Lap5	Lap 2 Lap 6	Lap3 Lap7	Lap4 Lap8
26	54	Jos JANSEN Jos Jansen	BEL	Ford Focus	0:46.592	0:02.967	1	0:46.592			
27	66	Derek TOHILL LD Motorsports	IRL	Citroën DS3	0:46.641	0:03.016	3	0:46.641	9:24.223	0:47.037	
28	92	Anton MARKLUND Marklund Motorsport	SWE	VW Polo	0:46.909	0:03.284	3	0:46.909	4:54.059	0:48.114	
29	65	Fredrik TIGER Fredrik Tiger	SWE	Ford Focus EuroRX	0:47.187	0:03.562	2	0:52.130	0:47.187		
30	31	Tore KRISTOFFERSEN Tore Kristoffersen	NOR	Ford Fiesta EuroRX	0:47.433	0:03.808	1	0:47.433			
31	23	Teemu PATSI Teemu Patsi	FIN	Ford Fiesta EuroRX	0:47.675	0:04.050	1	0:47.675			
32	39	Ake HOLTET Ake Holtet	NOR	Ford Fiesta EuroRX	0:47.790	0:04.165	1	0:47.790			
33	15	Reinis NITISS Olsbergs MSE AB	LVA	Ford Fiesta ST	0:47.900	0:04.275	1	0:47.900			
34	63	Roman STEPANENKO TT Motorsport	RUS	Citroën C4 EuroRX	0:49.575	0:05.950	1	0:49.575			
35	35	Ole HABJORG Ole Habjorg	NOR	Renault Clio EuroRX	0:49.812	0:06.187	1	0:49.812			
36	60	Joni-Pekka RAJALA Peter Hedström	FIN	Skoda Fabia EuroRX	0:50.484	0:06.859	1	0:50.484			
37	4	Robin LARSSON Bergs Fegen	SWE	Audi A1 EuroRX	1:02.951	0:19.326	1	1:02.951			
DNF	88	Henning SOLBERG Per Eklund Motorsport	NOR	Saab 9-3 EuroRX	0:00.000	-	0				

Total:38 Drivers included DNS: 0 ,DNF: 1 , EXC: 0

These results are provisional until the conclusion of any judicial and technical inquiries.

Höljesbanan (1210m)

Published at...	Clerk of the Course Morgan ÖSTLUND 	Timekeeper Péter MAJOSHÁZI 	
-----------------	---	---	---

Printed: 7/6/2014 9:57:37 AM

Page 2 of 2

Supercar

SC - 07

Provisional Grid Sheet for Heat 3 (Right Pole)

P5	P4	P3	P2	POLE
Race 1				
		63	8	49
Race 2				
48	4	35	54	25
Race 3				
66	65	39	14	27
Race 4				
24	52	23	60	31
Race 5				
47	53	42	33	12
Race 6				
64	40	13	3	99
Race 7				
15	11	88	92	73
Race 8				
5	57	10	93	1

R1

49 Rene MUENNICH DEU
8 Peter HEDSTRÖM SWE
63 Roman STEPANENKO RUS

R2

25 Jacques VILLENEUVE CAN
54 Jos JANSEN BEL
35 Ole HABJORG NOR
4 Robin LARSSON SWE
48 Lukas WALFRIDSON SWE

R3

27 Davy JEANNEY FRA
14 Frode HOLTE NOR
39 Ake HOLTET NOR
65 Fredrik TIGER SWE
66 Derek TOHILL IRL

R4

31 Tore KRISTOFFERSEN NOR
60 Joni-Pekka RAJALA FIN
23 Teemu PATSI FIN
52 Ole Christian VEIBY NOR
24 Tommy RUSTAD NOR

R5

12 Alexander HVAAL NOR
33 Liam DORAN GBR
42 Ludvig HUNSBEDT NOR
53 Johan KRISTOFFERSSON SWE
47 Ramona KARLSSON SWE

R6

99 Tord LINNERRUD NOR
3 Timmy HANSEN SWE
13 Andreas BAKKERUD NOR
40 Eric FAREN SWE
64 Stian HAUGAN NOR

R7

73 Daniel HOLTEN NOR
92 Anton MARKLUND SWE
88 Henning SOLBERG NOR
11 Petter SOLBERG NOR
15 Reinis NITISS LVA

R8

1 Timur TIMERZYANOV RUS
93 Sebastian ERIKSSON SWE
10 Mattias EKSTRÖM SWE
57 Toomas HEIKKINEN FIN
5 Pontus TIDEMAND SWE

These results are provisional until the conclusion of any judicial and technical inquiries.

Höljesbanan (1210m)

Published at...	Clerk of the Course Morgan ÖSTLUND	Timekeeper Péter MAJOSHÁZI	
-----------------	---------------------------------------	-------------------------------	--

Printed: 7/5/2014 4:52:40 PM

Page 1 of 1

Supercar

SC - 16

Result of Heat 3

Modified 2

Pos.	No.	Driver Competitor/Entrant	Nat. Car Ch.	Laps/Joker Race Nr.	Total Tm Notice	Diff	Lap1	Lap2	Lap3	Lap4	Pts.
1	11	Petter SOLBERG PS 110% AB	NOR Citroën DS3	4 / 1 Race 7	3:01.077 -		0:47.024	0:43.735	0:43.698	<u>0:46.620</u>	50
2	10	Mattias EKSTRÖM EKS	SWE Audi S1	4 / 1 Race 8	3:01.861 -	0:00.784	<u>0:50.477</u>	0:43.939	0:43.627	0:43.818	45
3	13	Andreas BAKKERUD Olsbergs MSE AB	NOR Ford Fiesta ST	4 / 1 Race 6	3:02.090 -	0:01.013	0:47.304	0:44.130	0:43.789	<u>0:46.867</u>	42
4	92	Anton MARKLUND Marklund Motorsport	SWE VW Polo	4 / 1 Race 7	3:02.722 -	0:01.645	0:47.986	0:44.055	0:43.741	<u>0:46.940</u>	40
5	1	Timur TIMERZYANOV Team Peugeot-Hansen	RUS Peugeot 208	4 / 1 Race 8	3:02.927 -	0:01.850	0:47.141	0:44.255	0:43.985	<u>0:47.546</u>	39
6	5	Pontus TIDEMAND EKS	SWE Audi S1	4 / 1 Race 8	3:03.365 -	0:02.288	<u>0:51.231</u>	0:43.817	0:43.836	0:44.481	38
7	73	Daniel HOLTEN Olsberg MSE AB	NOR Ford Fiesta ST	4 / 1 Race 7	3:03.399 -	0:02.322	<u>0:51.027</u>	0:44.204	0:44.060	0:44.108	37
8	93	Sebastian ERIKSSON Olsberg MSE AB	SWE Ford Fiesta ST	4 / 1 Race 8	3:03.768 -	0:02.691	0:47.488	0:44.618	<u>0:47.241</u>	0:44.421	36
9	57	Toomas HEIKKINEN Marklund Motorsport	FIN VW Polo	4 / 1 Race 8	3:04.247 -	0:03.170	0:48.257	0:44.314	0:44.556	<u>0:47.120</u>	35
10	15	Reinis NITISS Olsbergs MSE AB	LVA Ford Fiesta ST	4 / 1 Race 7	3:04.341 -	0:03.264	<u>0:51.912</u>	0:44.282	0:44.128	0:44.019	34
11	3	Timmy HANSEN Team Peugeot-Hansen	SWE Peugeot 208	4 / 1 Race 6	3:04.831 -	0:03.754	<u>0:51.849</u>	0:44.398	0:44.529	0:44.055	33
12	33	Liam DORAN LD Motorsports	GBR Citroën DS3	4 / 1 Race 5	3:05.112 -	0:04.035	0:47.737	0:45.007	0:44.570	<u>0:47.798</u>	32
13	25	Jacques VILLENEUVE Albatec Racing LTD	CAN Peugeot 208	4 / 1 Race 2	3:05.801 -	0:04.724	0:47.751	0:44.712	0:44.744	<u>0:48.594</u>	31
14	12	Alexander HVAAL PS 110% AB	NOR Citroën DS3	4 / 1 Race 5	3:06.168 -	0:05.091	<u>0:51.264</u>	0:44.811	0:45.312	0:44.781	30
15	88	Henning SOLBERG Per Eklund Motorsport	NOR Saab 9-3	4 / 1 Race 7	3:06.194 -	0:05.117	0:48.874	0:45.427	<u>0:47.333</u>	0:44.560	29
16	99	Tord LINNÉRUD Helmia Motorsport AB	NOR Renault Clio	4 / 1 Race 6	3:06.478 -	0:05.401	<u>0:51.489</u>	0:44.888	0:45.467	0:44.634	28
17	53	Johan KRISTOFFERSSON Kristofferson Motorsport	SWE VW Polo	4 / 1 Race 5	3:06.498 -	0:05.421	<u>0:51.673</u>	0:44.634	0:45.337	0:44.854	27
18	8	Peter HEDSTRÖM Peter Hedström	SWE Skoda Fabia	4 / 1 Race 1	3:07.466 -	0:06.389	<u>0:52.269</u>	0:44.967	0:45.127	0:45.103	26
19	24	Tommy RUSTAD HTB Racing	NOR Volvo C30	4 / 1 Race 4	3:08.173 -	0:07.096	<u>0:53.091</u>	0:45.146	0:45.238	0:44.698	25
20	40	Eric FAREN Eric Faren	SWE Citroën DS3	4 / 1 Race 6	3:08.615 -	0:07.538	0:50.591	0:44.813	0:45.036	<u>0:48.175</u>	24
21	14	Frode HOLTE Frode Holte Motorsport	NOR Hyundai i20	4 / 1 Race 3	3:09.032 -	0:07.955	<u>0:53.238</u>	0:45.183	0:45.243	0:45.368	23
22	60	Joni-Pekka RAJALA Peter Hedström	FIN Skoda Fabia	4 / 1 Race 4	3:09.961 -	0:08.884	0:49.351	<u>0:50.352</u>	0:45.182	0:45.076	22
23	52	Ole Christian VEIBY Kristofferson Motorsport	NOR VW Polo	4 / 1 Race 4	3:10.277 -	0:09.200	0:49.842	0:46.279	<u>0:49.100</u>	0:45.056	21
24	66	Derek TOHILL LD Motorsports	IRL Citroën DS3	4 / 1 Race 3	3:10.689 -	0:09.612	0:49.467	0:46.062	<u>0:49.101</u>	0:46.059	20

These results are provisional until the conclusion of any judicial and technical inquiries.

Höljesbanan (1210m)

Published at...	Clerk of the Course Morgan ÖSTLUND 	Timekeeper Péter MAJOSHÁZI 	
-----------------	---	---	---

Printed: 7/6/2014 2:15:09 PM

Page 1 of 2

Supercar

SC - 16

Result of Heat 3

Modified 2

Pos.	No.	Driver Competitor/Entrant	Nat. Car Ch.	Laps/Joker Race Nr.	Total Tm Notice	Diff	Lap1	Lap2	Lap3	Lap4	Pts.
25	65	Fredrik TIGER Fredrik Tiger	SWE Ford Focus	4 / 1 Race 3	3:10.994 -	0:09.917	0:50.335	<u>0:49.513</u>	0:45.583	0:45.563	19
26	35	Ole HABJORG Ole Habjorg	NOR Renault Clio	4 / 1 Race 2	3:12.216 -	0:11.139	0:49.490	0:46.489	<u>0:50.163</u>	0:46.074	18
27	31	Tore KRISTOFFERSEN Tore Kristoffersen	NOR Ford Fiesta	4 / 1 Race 4	3:12.554 -	0:11.477	0:49.002	0:46.904	0:46.313	<u>0:50.335</u>	17
28	47	Ramona KARLSSON Per Eklund Motorsport	SWE Saab 9-3	4 / 1 Race 5	3:12.612 -	0:11.535	0:49.955	0:45.782	<u>0:50.766</u>	0:46.109	16
29	48	Lukas WALFRIDSON Helmia Motorsport AB	SWE Renault Clio	4 / 1 Race 2	3:14.165 -	0:13.088	0:49.790	<u>0:48.667</u>	0:44.544	0:51.164	15
30	63	Roman STEPANENKO TT Motorsport	RUS Citroën C4	4 / 1 Race 1	3:14.772 -	0:13.695	0:48.895	<u>0:49.248</u>	0:44.716	0:51.913	14
31	23	Teemu PATSI Teemu Patsi	FIN Ford Fiesta	4 / 1 Race 4	3:14.776 -	0:13.699	<u>0:54.219</u>	0:46.914	0:46.995	0:46.648	13
32	54	Jos JANSEN Jos Jansen	BEL Ford Focus	4 / 1 Race 2	3:17.190 -	0:16.113	<u>0:54.253</u>	0:46.482	0:47.209	0:49.246	12
33	27	Davy JEANNEY LD Motorsports	FRA Peugeot 208	4 / 0 Race 3	3:02.661 0:30.000	0:31.584	0:48.269	0:44.857	0:44.993	0:44.542	11
DNF	42	Ludvig HUNSBEDT Ludvig Hunsbedt	NOR Ford Focus	2 / 0 Race 5	- -	+2 LAP	0:49.284	0:46.347			5
DNF	49	Rene MUENNICH Rene Muennich	DEU Skoda Fabia	2 / 1 Race 1	- -	+2 LAP	<u>0:58.563</u>	0:45.784			5
EXC	64	Stian HAUGAN Stian Haugan	NOR Citroën C4	4 / 1 Race 6	- -	-	<u>0:53.014</u>	0:45.442	0:45.562	0:45.416	0
EXC	39	Ake HOLTET Ake Holtet	NOR Ford Fiesta	0 / 1 Race 3	- -	-					0
EXC	4	Robin LARSSON Bergs Fegen	SWE Audi A1	4 / 1 Race 2	- -	-	0:50.767	0:44.705	0:44.356	<u>0:48.025</u>	0

#27 Not taken joker lap, #22 Warning flag , #39, #64, #4 Steward decision

These results are provisional until the conclusion of any judicial and technical inquires.

Höljesbanan (1210m)

Published at...	Clerk of the Course Morgan ÖSTLUND 	Timekeeper Péter MAJOSHÁZI 	
-----------------	---	---	---

Printed: 7/6/2014 2:15:09 PM

Page 2 of 2

Supercar

SC - 14




Result after Heat 3

Modified

Pos. No.	Driver Competitor/Entrant	Nat. Car Ch.	Heat 1	Heat 2	Heat 3	Heat 4	Heat Sum	Int. Pt.	SF1	SF2	Final	Ch. Pt.	Ch Sum
1 11	Petter SOLBERG PS 110% AB	NOR Citroën DS3	50 (1.) 3:00.855	35 (9.) 3:06.652	50 (1.) 3:01.077		135						
2 10	Mattias EKSTRÖM EKS	SWE Audi S1	45 (2.) 3:02.166	42 (3.) 3:04.936	45 (2.) 3:01.861		132						
3 1	Timur TIMERZYANOV Team Peugeot-Hansen	RUS Peugeot 208	42 (3.) 3:02.804	50 (1.) 3:01.971	39 (5.) 3:02.927		131						
4 57	Toomas HEIKKINEN Marklund Motorsport	FIN VW Polo	40 (4.) 3:02.844	40 (4.) 3:05.232	35 (9.) 3:04.247		115						
5 73	Daniel HOLTEN Olsberg MSE AB	NOR Ford Fiesta ST	39 (5.) 3:04.144	38 (6.) 3:06.185	37 (7.) 3:03.399		114						
6 93	Sebastian ERIKSSON Olsberg MSE AB	SWE Ford Fiesta ST	32 (12.) 3:06.130	45 (2.) 3:04.501	36 (8.) 3:03.768		113						
7 13	Andreas BAKKERUD Olsbergs MSE AB	NOR Ford Fiesta ST	33 (11.) 3:05.599	31 (13.) 3:08.122	42 (3.) 3:02.090		106						
8 5	Pontus TIDEMAND EKS	SWE Audi S1	26 (18.) 3:07.993	39 (5.) 3:05.669	38 (6.) 3:03.365		103						
9 15	Reinis NITISS Olsbergs MSE AB	LVA Ford Fiesta ST	34 (10.) 3:05.460	34 (10.) 3:06.844	34 (10.) 3:04.341		102						
10 3	Timmy HANSEN Team Peugeot-Hansen	SWE Peugeot 208	36 (8.) 3:05.240	32 (12.) 3:07.321	33 (11.) 3:04.831		101						
11 88	Henning SOLBERG Per Eklund Motorsport	NOR Saab 9-3	35 (9.) 3:05.288	36 (8.) 3:06.582	29 (15.) 3:06.194		100						
12 99	Tord LINNÉRUD Helmia Motorsport AB	NOR Renault Clio	37 (7.) 3:05.025	33 (11.) 3:07.246	28 (16.) 3:06.478		98						
13 33	Liam DORAN LD Motorsports	GBR Citroën DS3	38 (6.) 3:04.808	27 (17.) 3:11.621	32 (12.) 3:05.112		97						
14 40	Eric FAREN Eric Faren	SWE Citroën DS3	31 (13.) 3:07.193	30 (14.) 3:08.154	23 (21.) 3:08.615		84						
15 92	Anton MARKLUND Marklund Motorsport	SWE VW Polo	5 (36.) DNF	37 (7.) 3:06.257	40 (4.) 3:02.722		82						
16 12	Alexander HVAAL PS 110% AB	NOR Citroën DS3	20 (24.) 3:09.704	28 (16.) 3:08.955	30 (14.) 3:06.168		78						
17 25	Jacques VILLENEUVE Albatec Racing LTD	CAN Peugeot 208	29 (15.) 3:07.472	13 (31.) 3:43.664	31 (13.) 3:05.801		73						
18 24	Tommy RUSTAD HTB Racing	NOR Volvo C30	30 (14.) 3:07.447	19 (25.) 3:16.915	24 (20.) 3:08.173		73						
19 60	Joni-Pekka RAJALA Peter Hedström	FIN Skoda Fabia	23 (21.) 3:09.424	22 (22.) 3:15.320	21 (23.) 3:09.961		66						
20 53	Johan KRISTOFFERSSON Kristoffersson Motorsport	SWE VW Polo	11 (33.) 3:20.985	25 (19.) 3:12.554	27 (17.) 3:06.498		63						
21 52	Ole Christian VEIBY Kristoffersson Motorsport	NOR VW Polo	22 (22.) 3:09.447	20 (24.) 3:16.718	20 (24.) 3:10.277		62						
22 47	Ramona KARLSSON Per Eklund Motorsport	SWE Saab 9-3	17 (27.) 3:11.697	24 (20.) 3:13.489	15 (29.) 3:12.612		56						
23 64	Stian HAUGAN Stian Haugan	NOR Citroën C4	27 (17.) 3:07.912	29 (15.) 3:08.492	0 (37.) EXC		56						
24 8	Peter HEDSTRÖM Peter Hedström	SWE Skoda Fabia	28 (16.) 3:07.909	0 (37.) EXC	26 (18.) 3:07.466		54						

These results are provisional until the conclusion of any judicial and technical inquiries.

Höljesbanan (1210m)

Published at...	Clerk of the Course Morgan ÖSTLUND 	Timekeeper Péter MAJOSHÁZI 	
-----------------	---	---	---

Printed: 7/6/2014 12:13:30 PM

Page 1 of 2

Supercar

SC - 14

Result after Heat 3

Modified

Pos. No.	Driver Competitor/Entrant	Nat. Car Ch.	Heat 1	Heat 2	Heat 3	Heat 4	Heat Sum	Int. Pt.	SF1	SF2	Final	Ch. Pt.	Ch Sum
25 31	Tore KRISTOFFERSEN Tore Kristoffersen	NOR Ford Fiesta	15 (29.) 3:14.242	23 (21.) 3:14.854	16 (28.) 3:12.554		54						
26 27	Davy JEANNEY LD Motorsports	FRA Peugeot 208	25 (19.) 3:08.983	18 (26.) 3:17.377	10 (34.) 3:32.661		53						
27 4	Robin LARSSON Bergs Fegen	SWE Audi A1	21 (23.) 3:09.537	5 (34.) DNF	25 (19.) 3:07.853		51						
28 14	Frode HÖLTE Frode Holte Motorsport	NOR Hyundai i20	12 (32.) 3:19.730	17 (27.) 3:19.688	22 (22.) 3:09.032		51						
29 66	Derek TOHILL LD Motorsports	IRL Citroën DS3	16 (28.) 3:14.042	14 (30.) 3:31.678	19 (25.) 3:10.689		49						
30 65	Fredrik TIGER Fredrik Tiger	SWE Ford Focus	13 (31.) 3:16.648	15 (29.) 3:24.093	18 (26.) 3:10.994		46						
31 35	Ole HABJORG Ole Habjorg	NOR Renault Clio	18 (26.) 3:09.926	11 (33.) 3:57.898	17 (27.) 3:12.216		46						
32 23	Teemu PATSI Teemu Patsi	FIN Ford Fiesta	10 (34.) 3:28.927	21 (23.) 3:15.806	12 (32.) 3:14.776		43						
33 48	Lukas WALFRIDSON Helmia Motorsport AB	SWE Renault Clio	19 (25.) 3:09.741	5 (35.) DNF	14 (30.) 3:14.165		38						
34 63	Roman STEPANENKO TT Motorsport	RUS Citroën C4	24 (20.) 3:09.389	0 (38.) EXC	13 (31.) 3:14.772		37						
35 42	Ludvig HUNSBEDT Ludvig Hunsbedt	NOR Ford Focus	5 (37.) DNF	26 (18.) 3:11.726	5 (35.) DNF		36						
36 54	Jos JANSEN Jos Jansen	BEL Ford Focus	9 (35.) 3:38.299	12 (32.) 3:44.619	11 (33.) 3:17.190		32						
37 49	Rene MUENNICH Rene Muennich	DEU Skoda Fabia	14 (30.) 3:15.671	5 (36.) DNF	5 (36.) DNF		24						
38 39	Ake HOLTET Ake Holtet	NOR Ford Fiesta	5 (38.) DNF	16 (28.) 3:22.580	0 (38.) EXC		21						

38 drivers

 -
-

These results are provisional until the conclusion of any judicial and technical inquiries.

Höljesbanan (1210m)

Published at...	Clerk of the Course Morgan ÖSTLUND 	Timekeeper Péter MAJOSHÁZI 	
-----------------	---	---	---

Printed: 7/6/2014 12:13:30 PM

Page 2 of 2

Supercar

SC - 11

Provisional Grid Sheet for Heat 4 (Right Pole)

P5	P4	P3	P2	POLE
Race 1				
		49	39	42
Race 2				
27	54	23	63	48
Race 3				
47	31	35	65	66
Race 4				
52	60	64	14	40
Race 5				
24	4	8	53	99
Race 6				
88	12	25	33	3
Race 7				
15	57	93	73	5
Race 8				
1	92	13	10	11

R1

- 42 Ludvig HUNSBEDT NOR
- 39 Ake HOLTET NOR
- 49 Rene MUENNICH DEU

R2

- 48 Lukas WALFRIDSON SWE
- 63 Roman STEPANENKO RUS
- 23 Teemu PATSI FIN
- 54 Jos JANSEN BEL
- 27 Davy JEANNEY FRA

R3

- 66 Derek TOHILL IRL
- 65 Fredrik TIGER SWE
- 35 Ole HABJORG NOR
- 31 Tore KRISTOFFERSEN NOR
- 47 Ramona KARLSSON SWE

R4

- 40 Eric FAREN SWE
- 14 Frode HOLTE NOR
- 64 Stian HAUGAN NOR
- 60 Joni-Pekka RAJALA FIN
- 52 Ole Christian VEIBY NOR

R5

- 99 Tord LINNERRUD NOR
- 53 Johan KRISTOFFERSSON SWE
- 8 Peter HEDSTRÖM SWE
- 4 Robin LARSSON SWE
- 24 Tommy RUSTAD NOR

R6

- 3 Timmy HANSEN SWE
- 33 Liam DORAN GBR
- 25 Jacques VILLENEUVE CAN
- 12 Alexander HVAAL NOR
- 88 Henning SOLBERG NOR

R7

- 5 Pontus TIDEMAND SWE
- 73 Daniel HOLTEN NOR
- 93 Sebastian ERIKSSON SWE
- 57 Toomas HEIKKINEN FIN
- 15 Reinis NITISS LVA

R8

- 11 Petter SOLBERG NOR
- 10 Mattias EKSTRÖM SWE
- 13 Andreas BAKKERUD NOR
- 92 Anton MARKLUND SWE
- 1 Timur TIMERZYANOV RUS

These results are provisional until the conclusion of any judicial and technical inquiries.

Höljesbanan (1210m)

Published at...	Clerk of the Course Morgan ÖSTLUND	Timekeeper Péter MAJOSHÁZI	
-----------------	---------------------------------------	-------------------------------	--

Printed: 7/6/2014 11:06:26 AM

Page 1 of 1



Supercar

SC - 15

Result of Heat 4

Pos.	No.	Driver Competitor/Entrant	Nat. Car Ch.	Laps/Joker Race Nr.	Total Tm Notice	Diff	Lap1	Lap2	Lap3	Lap4	Pts.
1	10	Mattias EKSTRÖM EKS	SWE Audi S1	4 / 1 Race 8	3:01.527 -		0:47.309	0:43.635	<u>0:46.928</u>	0:43.655	50
2	93	Sebastian ERIKSSON Olsberg MSE AB	SWE Ford Fiesta ST	4 / 1 Race 7	3:02.428 -	0:00.901	0:47.115	0:44.371	0:43.816	<u>0:47.126</u>	45
3	73	Daniel HOLTEN Olsberg MSE AB	NOR Ford Fiesta ST	4 / 1 Race 7	3:02.804 -	0:01.277	0:47.595	<u>0:47.247</u>	0:43.991	0:43.971	42
4	3	Timmy HANSEN Team Peugeot-Hansen	SWE Peugeot 208	4 / 1 Race 6	3:02.905 -	0:01.378	<u>0:50.453</u>	0:44.102	0:44.071	0:44.279	40
5	5	Pontus TIDEMAND EKS	SWE Audi S1	4 / 1 Race 7	3:03.259 -	0:01.732	0:48.285	0:44.090	0:43.931	<u>0:46.953</u>	39
6	33	Liam DORAN LD Motorsports	GBR Citroën DS3	4 / 1 Race 6	3:03.535 -	0:02.008	0:47.271	0:44.225	0:44.465	<u>0:47.574</u>	38
7	15	Reinis NITISS Olsbergs MSE AB	LVA Ford Fiesta ST	4 / 1 Race 7	3:04.124 -	0:02.597	<u>0:50.918</u>	0:44.584	0:44.350	0:44.272	37
8	8	Peter HEDSTRÖM Peter Hedström	SWE Skoda Fabia	4 / 1 Race 5	3:05.106 -	0:03.579	0:47.740	0:44.976	0:44.904	<u>0:47.486</u>	36
9	92	Anton MARKLUND Marklund Motorsport	SWE VW Polo	4 / 1 Race 8	3:05.149 -	0:03.622	<u>0:51.134</u>	0:44.181	0:44.343	0:45.491	35
10	57	Toomas HEIKKINEN Marklund Motorsport	FIN VW Polo	4 / 1 Race 7	3:05.155 -	0:03.628	0:49.167	<u>0:47.613</u>	0:44.361	0:44.014	34
11	13	Andreas BAKKERUD Olsbergs MSE AB	NOR Ford Fiesta ST	4 / 1 Race 8	3:05.373 -	0:03.846	0:46.665	0:43.358	0:45.521	<u>0:49.829</u>	33
12	11	Petter SOLBERG PS 110% AB	NOR Citroën DS3	4 / 1 Race 8	3:05.709 -	0:04.182	0:49.842	0:43.596	0:43.874	<u>0:48.397</u>	32
13	1	Timur TIMERZYANOV Team Peugeot-Hansen	RUS Peugeot 208	4 / 1 Race 8	3:05.953 -	0:04.426	<u>0:51.520</u>	0:43.960	0:44.733	0:45.740	31
14	12	Alexander HVAAL PS 110% AB	NOR Citroën DS3	4 / 1 Race 6	3:06.034 -	0:04.507	0:48.849	0:45.007	0:44.436	<u>0:47.742</u>	30
15	99	Tord LINNERRUD Helmia Motorsport AB	NOR Renault Clio	4 / 1 Race 5	3:06.253 -	0:04.726	0:48.186	0:44.742	0:45.022	<u>0:48.303</u>	29
16	48	Lukas WALFRIDSON Helmia Motorsport AB	SWE Renault Clio	4 / 1 Race 2	3:06.366 -	0:04.839	0:48.322	0:45.202	0:44.766	<u>0:48.076</u>	28
17	53	Johan KRISTOFFERSSON Kristoffersson Motorsport	SWE VW Polo	4 / 1 Race 5	3:06.673 -	0:05.146	<u>0:52.367</u>	0:44.550	0:45.098	0:44.658	27
18	25	Jacques VILLENEUVE Albatec Racing LTD	CAN Peugeot 208	4 / 1 Race 6	3:06.788 -	0:05.261	<u>0:52.324</u>	0:44.757	0:44.732	0:44.975	26
19	27	Davy JEANNEY LD Motorsports	FRA Peugeot 208	4 / 1 Race 1	3:07.054 -	0:05.527	0:48.820	<u>0:48.056</u>	0:44.908	0:45.270	25
20	24	Tommy RUSTAD HTB Racing	NOR Volvo C30	4 / 1 Race 5	3:07.508 -	0:05.981	<u>0:52.015</u>	0:44.820	0:45.217	0:45.456	24
21	88	Henning SOLBERG Per Eklund Motorsport	NOR Saab 9-3	4 / 1 Race 6	3:07.554 -	0:06.027	<u>0:53.008</u>	0:44.383	0:44.852	0:45.311	23
22	14	Frode HOLTE Frode Holte Motorsport	NOR Hyundai i20	4 / 1 Race 4	3:07.602 -	0:06.075	0:48.888	0:45.709	<u>0:48.056</u>	0:44.949	22
23	52	Ole Christian VEIBY Kristoffersson Motorsport	NOR VW Polo	4 / 1 Race 4	3:07.990 -	0:06.463	<u>0:52.700</u>	0:45.402	0:45.128	0:44.760	21
24	4	Robin LARSSON Bergs Fegen	SWE Audi A1	4 / 1 Race 5	3:08.006 -	0:06.479	0:50.024	<u>0:47.858</u>	0:44.928	0:45.196	20

These results are provisional until the conclusion of any judicial and technical inquires.

Höljesbanan (1210m)

Published at...	Clerk of the Course Morgan ÖSTLUND 	Timekeeper Péter MAJOSHÁZI 	
-----------------	---	---	---

Printed: 7/6/2014 1:22:23 PM

Page 1 of 2

Supercar

SC - 15

Result of Heat 4

Pos.	No.	Driver Competitor/Entrant	Nat. Car Ch.	Laps/Joker Race Nr.	Total Tm Notice	Diff	Lap1	Lap2	Lap3	Lap4	Pts.
25	49	Rene MUENNICH Rene Muennich	DEU Skoda Fabia	4 / 1 Race 1	3:09.239 -	0:07.712	<u>0:52.459</u>	0:45.825	0:45.364	0:45.591	19
26	40	Eric FAREN Eric Faren	SWE Citroën DS3	4 / 1 Race 4	3:10.256 -	0:08.729	0:49.809	<u>0:49.635</u>	0:45.429	0:45.383	18
27	64	Stian HAUGAN Stian Haugan	NOR Citroën C4	4 / 1 Race 4	3:11.029 -	0:09.502	0:49.287	0:45.905	<u>0:49.188</u>	0:46.649	17
28	66	Derek TOHILL LD Motorsports	IRL Citroën DS3	4 / 1 Race 3	3:12.664 -	0:11.137	0:48.666	0:46.923	0:46.677	<u>0:50.398</u>	16
29	60	Joni-Pekka RAJALA Peter Hedström	FIN Skoda Fabia	4 / 1 Race 4	3:13.275 -	0:11.748	<u>0:53.590</u>	0:47.096	0:45.968	0:46.621	15
30	23	Teemu PATSI Teemu Patsi	FIN Ford Fiesta	4 / 1 Race 2	3:14.915 -	0:13.388	<u>0:54.829</u>	0:46.557	0:47.096	0:46.433	14
31	31	Tore KRISTOFFERSEN Tore Kristoffersen	NOR Ford Fiesta	4 / 1 Race 3	3:15.373 -	0:13.846	0:50.343	0:47.044	0:46.815	<u>0:51.171</u>	13
32	47	Ramona KARLSSON Per Eklund Motorsport	SWE Saab 9-3	4 / 1 Race 3	3:17.051 -	0:15.524	0:53.459	0:46.522	0:46.109	<u>0:50.961</u>	12
33	63	Roman STEPANENKO TT Motorsport	RUS Citroën C4	4 / 1 Race 2	3:17.632 -	0:16.105	0:49.379	0:45.465	<u>0:50.422</u>	0:52.366	11
34	54	Jos JANSEN Jos Jansen	BEL Ford Focus	4 / 1 Race 1	3:21.008 -	0:19.481	<u>0:55.903</u>	0:48.954	0:48.904	0:47.247	10
35	65	Fredrik TIGER Fredrik Tiger	SWE Ford Focus	4 / 1 Race 3	3:44.653 -	0:43.126	0:53.209	<u>0:59.478</u>	0:55.645	0:56.321	9
DNF	35	Ole HABJORG Ole Habjorg	NOR Renault Clio	3 / 1 Race 3	- -	+1 LAP	<u>0:55.955</u>	0:53.162	1:29.287		5
DNS	42	Ludvig HUNSBEDT Ludvig Hunsbedt	NOR Ford Focus	0 / 0 Race	- -	-					0
DNS	39	Ake HOLTET Ake Holtet	NOR Ford Fiesta	0 / 0 Race	- -	-					0

#4 Warning flag

These results are provisional until the conclusion of any judicial and technical inquires.

Höljesbanan (1210m)

Published at...	Clerk of the Course Morgan ÖSTLUND 	Timekeeper Péter MAJOSHÁZI 	
-----------------	---	---	---

Printed: 7/6/2014 1:22:23 PM

Page 2 of 2

Supercar

SC - 17

Intermediate Classification

Pos. No.	Driver Competitor/Entrant	Nat. Car	Heat 1	Heat 2	Heat 3	Heat 4	Heat Sum	Int. Pt.	SF1	SF2	Final	Ch. Pt.	Ch. Sum
1 10	Mattias EKSTRÖM EKS	SWE Audi S1	45 (2.) 3:02.166	42 (3.) 3:04.936	45 (2.) 3:01.861	50 (1.) 3:01.527	182	16				16	16
2 11	Petter SOLBERG PS 110% AB	NOR Citroën DS3	50 (1.) 3:00.855	35 (9.) 3:06.652	50 (1.) 3:01.077	32 (12.) 3:05.709	167	15				15	95
3 1	Timur TIMERZYANOV Team Peugeot-Hansen	RUS Peugeot 208	42 (3.) 3:02.804	50 (1.) 3:01.971	39 (5.) 3:02.927	31 (13.) 3:05.953	162	14				14	62
4 93	Sebastian ERIKSSON Olsberg MSE AB	SWE Ford Fiesta ST	32 (12.) 3:06.130	45 (2.) 3:04.501	36 (8.) 3:03.768	45 (2.) 3:02.428	158	13				13	13
5 73	Daniel HOLTEN Olsberg MSE AB	NOR Ford Fiesta ST	39 (5.) 3:04.144	38 (6.) 3:06.185	37 (7.) 3:03.399	42 (3.) 3:02.804	156	12				12	21
6 57	Toomas HEIKKINEN Marklund Motorsport	FIN VW Polo	40 (4.) 3:02.844	40 (4.) 3:05.232	35 (9.) 3:04.247	34 (10.) 3:05.155	149	11				11	85
7 5	Pontus TIDEMAND EKS	SWE Audi S1	26 (18.) 3:07.993	39 (5.) 3:05.669	38 (6.) 3:03.365	39 (5.) 3:03.259	142	10				10	17
8 3	Timmy HANSEN Team Peugeot-Hansen	SWE Peugeot 208	36 (8.) 3:05.240	32 (12.) 3:07.321	33 (11.) 3:04.831	40 (4.) 3:02.905	141	9				9	57
9 15	Reinis NITISS Olsbergs MSE AB	LVA Ford Fiesta ST	34 (10.) 3:05.460	34 (10.) 3:06.844	34 (10.) 3:04.341	37 (7.) 3:04.124	139	8				8	104
10 13	Andreas BAKKERUD Olsbergs MSE AB	NOR Ford Fiesta ST	33 (11.) 3:05.599	31 (13.) 3:08.122	42 (3.) 3:02.090	33 (11.) 3:05.373	139	7				7	89
11 33	Liam DORAN LD Motorsports	GBR Citroën DS3	38 (6.) 3:04.808	27 (17.) 3:11.621	32 (12.) 3:05.112	38 (6.) 3:03.535	135	6				6	20
12 99	Tord LINNERTUD Helmia Motorsport AB	NOR Renault Clio	37 (7.) 3:05.025	33 (11.) 3:07.246	28 (16.) 3:06.478	29 (15.) 3:06.253	127	5				5	5
13 88	Henning SOLBERG Per Eklund Motorsport	NOR Saab 9-3	35 (9.) 3:05.288	36 (8.) 3:06.582	29 (15.) 3:06.194	23 (21.) 3:07.554	123	4				4	26
14 92	Anton MARKLUND Marklund Motorsport	SWE VW Polo	5 (36.) DNF	37 (7.) 3:06.257	40 (4.) 3:02.722	35 (9.) 3:05.149	117	3				3	64
15 12	Alexander HVAAL PS 110% AB	NOR Citroën DS3	20 (24.) 3:09.704	28 (16.) 3:08.955	30 (14.) 3:06.168	30 (14.) 3:06.034	108	2				2	14
16 40	Eric FAREN Eric Faren	SWE Citroën DS3	31 (13.) 3:07.193	30 (14.) 3:08.154	24 (20.) 3:08.615	18 (26.) 3:10.256	103	1				1	1
17 25	Jacques VILLENEUVE Albatec Racing LTD	CAN Peugeot 208	29 (15.) 3:07.472	13 (31.) 3:43.664	31 (13.) 3:05.801	26 (18.) 3:06.788	99	0				0	3
18 24	Tommy RUSTAD HTB Racing	NOR Volvo C30	30 (14.) 3:07.447	19 (25.) 3:16.915	25 (19.) 3:08.173	24 (20.) 3:07.508	98	0				0	1
19 8	Peter HEDSTRÖM Peter Hedström	SWE Skoda Fabia	28 (16.) 3:07.909	0 (37.) EXC	26 (18.) 3:07.466	36 (8.) 3:05.106	90	0				0	4
20 53	Johan KRISTOFFERSSON Kristoffersson Motorsport	SWE VW Polo	11 (33.) 3:20.985	25 (19.) 3:12.554	27 (17.) 3:06.498	27 (17.) 3:06.673	90	0				0	0
21 52	Ole Christian VEIBY Kristoffersson Motorsport	NOR VW Polo	22 (22.) 3:09.447	20 (24.) 3:16.718	21 (23.) 3:10.277	21 (23.) 3:07.990	84	0				0	0
22 60	Joni-Pekka RAJALA Peter Hedström	FIN Skoda Fabia	23 (21.) 3:09.424	22 (22.) 3:15.320	22 (22.) 3:09.961	15 (29.) 3:13.275	82	0				0	13
23 27	Davy JEANNEY LD Motorsports	FRA Peugeot 208	25 (19.) 3:08.983	18 (26.) 3:17.377	11 (33.) 3:32.661	25 (19.) 3:07.054	79	0				0	0

These results are provisional until the conclusion of any judicial and technical inquires.

Höljesbanan (1210m)

Published at...	Clerk of the Course Morgan ÖSTLUND 	Timekeeper Péter MAJOSHÁZI 	
-----------------	---	---	---

Printed: 7/6/2014 2:18:14 PM

Page 1 of 2

Supercar

SC - 17

Intermediate Classification

Pos. No.	Driver Competitor/Entrant	Nat. Car	Heat 1	Heat 2	Heat 3	Heat 4	Heat Sum	Int. Pt.	SF1	SF2	Final	Ch. Pt.	Ch. Sum
24 14	Frode HOLTE Frode Holte Motorsport	NOR Hyundai i20	12 (32.) 3:19.730	17 (27.) 3:19.688	23 (21.) 3:09.032	22 (22.) 3:07.602	74	0				0	0
25 64	Stian HAUGAN Stian Haugan	NOR Citroën C4	27 (17.) 3:07.912	29 (15.) 3:08.492	0 (36.) EXC	17 (27.) 3:11.029	73	0				0	0
26 47	Ramona KARLSSON Per Eklund Motorsport	SWE Saab 9-3	17 (27.) 3:11.697	24 (20.) 3:13.489	16 (28.) 3:12.612	12 (32.) 3:17.051	69	0				0	8
27 31	Tore KRISTOFFERSEN Tore Kristoffersen	NOR Ford Fiesta	15 (29.) 3:14.242	23 (21.) 3:14.854	17 (27.) 3:12.554	13 (31.) 3:15.373	68	0				0	0
28 48	Lukas WALFRIDSON Helmia Motorsport AB	SWE Renault Clio	19 (25.) 3:09.741	5 (35.) DNF	15 (29.) 3:14.165	28 (16.) 3:06.366	67	0				0	1
29 66	Derek TOHILL LD Motorsports	IRL Citroën DS3	16 (28.) 3:14.042	14 (30.) 3:31.678	20 (24.) 3:10.689	16 (28.) 3:12.664	66	0				0	19
30 23	Teemu PATSI Teemu Patsi	FIN Ford Fiesta	10 (34.) 3:28.927	21 (23.) 3:15.806	13 (31.) 3:14.776	14 (30.) 3:14.915	58	0				0	0
31 65	Fredrik TIGER Fredrik Tiger	SWE Ford Focus	13 (31.) 3:16.648	15 (29.) 3:24.093	19 (25.) 3:10.994	9 (35.) 3:44.653	56	0				0	0
32 35	Ole HABJORG Ole Habjorg	NOR Renault Clio	18 (26.) 3:09.926	11 (33.) 3:57.898	18 (26.) 3:12.216	5 (36.) DNF	52	0				0	0
33 63	Roman STEPANENKO TT Motorsport	RUS Citroën C4	24 (20.) 3:09.389	0 (38.) EXC	14 (30.) 3:14.772	11 (33.) 3:17.632	49	0				0	0
34 4	Robin LARSSON Bergs Fegen	SWE Audi A1	21 (23.) 3:09.537	5 (34.) DNF	0 (38.) EXC	20 (24.) 3:08.006	46	0				0	25
35 49	Rene MUENNICH Rene Muennich	DEU Skoda Fabia	14 (30.) 3:15.671	5 (36.) DNF	5 (35.) DNF	19 (25.) 3:09.239	43	0				0	0
36 54	Jos JANSEN Jos Jansen	BEL Ford Focus	9 (35.) 3:38.299	12 (32.) 3:44.619	12 (32.) 3:17.190	10 (34.) 3:21.008	43	0				0	6
37 42	Ludvig HUNSBEDT Ludvig Hunsbedt	NOR Ford Focus	5 (37.) DNF	26 (18.) 3:11.726	5 (34.) DNF	0 (37.) DNS	36	0				0	0
38 39	Ake HOLTET Ake Holtet	NOR Ford Fiesta	5 (38.) DNF	16 (28.) 3:22.580	0 (37.) EXC	0 (38.) DNS	21	0				0	0

38 drivers

These results are provisional until the conclusion of any judicial and technical inquiries.

Höljesbanan (1210m)

Published at...	Clerk of the Course Morgan ÖSTLUND 	Timekeeper Péter MAJOSHÁZI 	
-----------------	---	---	---

Printed: 7/6/2014 2:18:14 PM

Page 2 of 2

Supercar

SC - 18

Provisional Grid for Semi-Finals

Semi-Final 1

Row 1

10	Mattias EKSTRÖM EKS	SWE	Audi S1 Supercar
1	Timur TIMERZYANOV Team Peugeot-Hansen	RUS	Peugeot 208 Supercar

Sporting Regulation 15.6.3 : If a driver is unable to take his place in a Semi-Final, he will be substituted by the next qualifier (the highest placed driver in the intermediate classification not already in the Semi-Finals). Any such substitute(s) will take the last place(s) on the grid with those ahead of them moving up to fill the place left by the non-starter(s).

Row 2

73	Daniel HOLTEN Olsberg MSE AB	NOR	Ford Fiesta ST Supercar
5	Pontus TIDEMAND EKS	SWE	Audi S1 Supercar

Row 3

15	Reinis NITISS Olsbergs MSE AB	LVA	Ford Fiesta ST Supercar
33	Liam DORAN LD Motorsports	GBR	Citroën DS3 Supercar

Semi-Final 2

Row 1

11	Petter SOLBERG PS 110% AB	NOR	Citroën DS3 Supercar
93	Sebastian ERIKSSON Olsberg MSE AB	SWE	Ford Fiesta ST Supercar

Row 2

57	Toomas HEIKKINEN Marklund Motorsport	FIN	VW Polo Supercar
3	Timmy HANSEN Team Peugeot-Hansen	SWE	Peugeot 208 Supercar

Row 3

13	Andreas BAKKERUD Olsbergs MSE AB	NOR	Ford Fiesta ST Supercar
99	Tord LINNERRUD Helmia Motorsport AB	NOR	Renault Clio Supercar

Next qualifier (13-)

13	88 Henning SOLBERG	NOR	23	27 Davy JEANNEY	FRA
14	92 Anton MARKLUND	SWE	24	14 Frode HOLTE	NOR
15	12 Alexander HVAAL	NOR	25	64 Stian HAUGAN	NOR
16	40 Eric FAREN	SWE	26	47 Ramona KARLSSON	SWE
17	25 Jacques VILLENEUVE	CAN	27	31 Tore KRISTOFFERSEN	NOR
18	24 Tommy RUSTAD	NOR	28	48 Lukas WALFRIDSON	SWE
19	8 Peter HEDSTRÖM	SWE	29	66 Derek TOHILL	IRL
20	53 Johan KRISTOFFERSSON	SWE	30	23 Teemu PATSI	FIN
21	52 Ole Christian VEIBY	NOR	31	65 Fredrik TIGER	SWE
22	60 Joni-Pekka RAJALA	FIN	32	35 Ole HAJBORG	NOR

These results are provisional until the conclusion of any judicial and technical inquiries.

Höljesbanan (1210m)

Published at...	Clerk of the Course Morgan ÖSTLUND 	Timekeeper Péter MAJOSHÁZI 	
-----------------	---	---	---

Printed: 7/6/2014 2:16:57 PM

Page 1 of 1

Supercar

SC - 19

Results of Semi-finals

Semi-final 1

Pos.	No.	Driver Competitor/Entrant	Nat.	Car	Laps	Total Tm Notice	Diff	JL	Lap1 Lap5	Lap 2 Lap 6	Lap3 Lap7	Lap4 Lap8	Ch. Pt.
1	10	Mattias EKSTRÖM EKS	SWE	Audi S1	6	4:31.022 -		1	0:47.359 0:43.995	0:44.368 0:47.237	0:44.028	0:44.035	6
2	15	Reinis NITISS Olsbergs MSE AB	LVA	Ford Fiesta ST	6	4:35.729 -	0:04.707	1	0:52.528 0:45.013	0:44.564 0:44.776	0:44.434	0:44.414	5
3	33	Liam DORAN LD Motorsports	GBR	Citroën DS3	6	4:37.706 -	0:06.684	1	0:52.109 0:44.822	0:46.091 0:45.526	0:44.685	0:44.473	4
4	5	Pontus TIDEMAND EKS	SWE	Audi S1	6	4:37.836 -	0:06.814	1	0:48.764 0:47.655	0:44.443 0:43.761	0:49.230	0:43.983	3
5	1	Timur TIMERZYANOV Team Peugeot-Hansen	RUS	Peugeot 208	6	4:41.564 -	0:10.542	1	0:53.744 0:44.994	0:48.532 0:44.993	0:44.709	0:44.592	2
6	73	Daniel HOLTEN Olsberg MSE AB	NOR	Ford Fiesta ST	6	4:42.452 -	0:11.430	1	0:51.370 0:50.616	0:44.669 0:46.640	0:44.470	0:44.687	1

Semi-final 2

Pos.	No.	Driver Competitor/Entrant	Nat.	Car	Laps	Total Tm Notice	Diff	JL	Lap1 Lap5	Lap 2 Lap 6	Lap3 Lap7	Lap4 Lap8	Ch. Pt.
1	93	Sebastian ERIKSSON Olsberg MSE AB	SWE	Ford Fiesta ST	6	4:30.432 -		1	0:46.809 0:44.211	0:44.202 0:47.108	0:43.996	0:44.106	6
2	13	Andreas BAKKERUD Olsbergs MSE AB	NOR	Ford Fiesta ST	6	4:30.677 -	0:00.245	1	0:50.117 0:43.907	0:44.164 0:44.328	0:44.138	0:44.023	5
3	11	Petter SOLBERG PS 110% AB	NOR	Citroën DS3	6	4:31.224 -	0:00.792	1	0:47.359 0:47.236	0:43.997 0:44.409	0:43.962	0:44.261	4
4	57	Toomas HEIKKINEN Marklund Motorsport	FIN	VW Polo	6	4:31.410 -	0:00.978	1	0:47.722 0:47.233	0:44.362 0:43.994	0:44.067	0:44.032	3
5	3	Timmy HANSEN Team Peugeot-Hansen	SWE	Peugeot 208	2	1:33.039 -	+4 LAP	1	0:48.401	0:44.638			2
6	99	Tord LINNÉRUD Helmia Motorsport AB	NOR	Renault Clio	1	0:52.073 -	+5 LAP	1	0:52.073				1

These results are provisional until the conclusion of any judicial and technical inquiries.

Höljesbanan (1210m)

Published at...	Clerk of the Course Morgan ÖSTLUND 	Timekeeper Péter MAJOSHÁZI 	
-----------------	---	---	---

Printed: 7/6/2014 3:58:31 PM

Page 1 of 1

Supercar

SC - 20

Provisional Grid for-Final

Final

Row 1

10	Mattias EKSTRÖM EKS	SWE	Audi S1 Supercar
93	Sebastian ERIKSSON Olsberg MSE AB	SWE	Ford Fiesta ST Supercar

Sporting Regulation 15.6.4 : If a driver is unable to take his place in the Final, he will be substituted by the next qualifier (the Semi-finalist with the highest points score in the event who is not already in the Final).

Row 2

15	Reinis NITISS Olsbergs MSE AB	LVA	Ford Fiesta ST Supercar
13	Andreas BAKKERUD Olsbergs MSE AB	NOR	Ford Fiesta ST Supercar

Row 3

11	Petter SOLBERG PS 110% AB	NOR	Citroën DS3 Supercar
33	Liam DORAN LD Motorsports	GBR	Citroën DS3 Supercar

Next qualifier (7-)

1	Timur TIMERZYANOV	RUS	16
57	Toomas HEIKKINEN	FIN	14
5	Pontus TIDEMAND	SWE	13
73	Daniel HOLTEN	NOR	13
3	Timmy HANSEN	SWE	11
99	Tord LINNÉRUD	NOR	6

These results are provisional until the conclusion of any judicial and technical inquiries.

Höljesbanan (1210m)

Published at...	Clerk of the Course Morgan ÖSTLUND 	Timekeeper Péter MAJOSHÁZI 	
-----------------	---	---	---

Printed: 7/6/2014 3:57:14 PM

Page 1 of 1

Supercar

SC - 21

Result of Final

Pos.	No.	Driver Competitor/Entrant	Nat.	Car	Laps	Total Tm	Diff	JL	Lap1 Lap5	Lap 2 Lap 6	Lap3 Lap7	Lap4 Lap8	Ch. Pt.
1	10	Mattias EKSTRÖM EKS	SWE	Audi S1	6	4:29.881		1	0:47.187 0:44.194	0:43.818 0:44.111	<u>0:47.196</u>	0:43.375	8
2	13	Andreas BAKKERUD Olsbergs MSE AB	NOR	Ford Fiesta ST	6	4:40.323	0:10.442	1	<u>0:50.582</u> 0:47.230	0:43.876 0:47.171	0:43.977	0:47.487	5
3	11	Petter SOLBERG PS 110% AB	NOR	Citroën DS3	6	4:41.007	0:11.126	1	0:48.453 0:46.859	0:43.520 0:48.685	0:43.570	<u>0:49.920</u>	4
4	15	Reinis NITISS Olsbergs MSE AB	LVA	Ford Fiesta ST	6	4:41.074	0:11.193	1	<u>0:56.552</u> 0:46.182	0:43.484 0:44.361	0:43.954	0:46.541	3
5	33	Liam DORAN LD Motorsports	GBR	Citroën DS3	6	4:45.193	0:15.312	1	<u>0:52.530</u> 0:47.851	0:45.158 0:46.990	0:45.560	0:47.104	2
6	93	Sebastian ERIKSSON Olsberg MSE AB	SWE	Ford Fiesta ST	6	4:58.046	0:28.165	1	0:46.586 0:47.439	0:43.892 1:06.104	0:44.561	<u>0:49.464</u>	1

These results are provisional until the conclusion of any judicial and technical inquiries.

Höljesbanan (1210m)

Published at...	Clerk of the Course Morgan ÖSTLUND 	Timekeeper Péter MAJOSHÁZI 	
-----------------	---	---	---

Printed: 7/6/2014 4:18:38 PM

Page 1 of 1


Supercar

SC - 23

Official results

Pos. No.	Driver Competitor/Entrant	Nat. Car	Heat 1	Heat 2	Heat 3	Heat 4	Heat Sum	Int. Pt.	SF1	SF2	Final	Ch. Pt.	Ch Sum
1 10	Mattias EKSTRÖM EKS	SWE Audi S1	45 (2.) 3:02.166	42 (3.) 3:04.936	45 (2.) 3:01.861	50 (1.) 3:01.527	182	16	6 (1.) 4:31.022		8 (1.) 4:29.881	30	30
2 13	Andreas BAKKERUD Olsbergs MSE AB	NOR Ford Fiesta ST	33 (11.) 3:05.599	31 (13.) 3:08.122	42 (3.) 3:02.090	33 (11.) 3:05.373	139	7		5 (2.) 4:30.677	5 (2.) 4:40.323	17	99
3 11	Petter SOLBERG PS 110% AB	NOR Citroën DS3	50 (1.) 3:00.855	35 (9.) 3:06.652	50 (1.) 3:01.077	32 (12.) 3:05.709	167	15		4 (3.) 4:31.224	4 (3.) 4:41.007	23	103
4 15	Reinis NITISS Olsbergs MSE AB	LVA Ford Fiesta ST	34 (10.) 3:05.460	34 (10.) 3:06.844	34 (10.) 3:04.341	37 (7.) 3:04.124	139	8	5 (2.) 4:35.729		3 (4.) 4:41.074	16	112
5 33	Liam DORAN LD Motorsports	GBR Citroën DS3	38 (6.) 3:04.808	27 (17.) 3:11.621	32 (12.) 3:05.112	38 (6.) 3:03.535	135	6	4 (3.) 4:37.706		2 (5.) 4:45.193	12	26
6 93	Sebastian ERIKSSON Olsberg MSE AB	SWE Ford Fiesta ST	32 (12.) 3:06.130	45 (2.) 3:04.501	36 (8.) 3:03.768	45 (2.) 3:02.428	158	13		6 (1.) 4:30.432	1 (6.) 4:58.046	20	20
7 1	Timur TIMERZYANOV Team Peugeot-Hansen	RUS Peugeot 208	42 (3.) 3:02.804	50 (1.) 3:01.971	39 (5.) 3:02.927	31 (13.) 3:05.953	162	14	2 (5.) 4:41.564			16	64
8 57	Toomas HEIKKINEN Marklund Motorsport	FIN VW Polo	40 (4.) 3:02.844	40 (4.) 3:05.232	35 (9.) 3:04.247	34 (10.) 3:05.155	149	11		3 (4.) 4:31.410		14	88
9 73	Daniel HOLTEN Olsberg MSE AB	NOR Ford Fiesta ST	39 (5.) 3:04.144	38 (6.) 3:06.185	37 (7.) 3:03.399	42 (3.) 3:02.804	156	12	1 (6.) 4:42.452			13	22
10 5	Pontus TIDEMAND EKS	SWE Audi S1	26 (18.) 3:07.993	39 (5.) 3:05.669	38 (6.) 3:03.365	39 (5.) 3:03.259	142	10	3 (4.) 4:37.836			13	20
11 3	Timmy HANSEN Team Peugeot-Hansen	SWE Peugeot 208	36 (8.) 3:05.240	32 (12.) 3:07.321	33 (11.) 3:04.831	40 (4.) 3:02.905	141	9		2 (5.) +4 LAP		11	59
12 99	Tord LINNÉRUD Helmia Motorsport AB	NOR Renault Clio	37 (7.) 3:05.025	33 (11.) 3:07.246	28 (16.) 3:06.478	29 (15.) 3:06.253	127	5		1 (6.) +5 LAP		6	6
13 88	Henning SOLBERG Per Eklund Motorsport	NOR Saab 9-3	35 (9.) 3:05.288	36 (8.) 3:06.582	29 (15.) 3:06.194	23 (21.) 3:07.554	123	4				4	26
14 92	Anton MARKLUND Marklund Motorsport	SWE VW Polo	5 (36.) DNF	37 (7.) 3:06.257	40 (4.) 3:02.722	35 (9.) 3:05.149	117	3				3	64
15 12	Alexander HVAAL PS 110% AB	NOR Citroën DS3	20 (24.) 3:09.704	28 (16.) 3:08.955	30 (14.) 3:06.168	30 (14.) 3:06.034	108	2				2	14
16 40	Eric FAREN Eric Faren	SWE Citroën DS3	31 (13.) 3:07.193	30 (14.) 3:08.154	24 (20.) 3:08.615	18 (26.) 3:10.256	103	1				1	1
17 25	Jacques VILLENEUVE Albatec Racing LTD	CAN Peugeot 208	29 (15.) 3:07.472	13 (31.) 3:43.664	31 (13.) 3:05.801	26 (18.) 3:06.788	99	0				0	3
18 24	Tommy RUSTAD HTB Racing	NOR Volvo C30	30 (14.) 3:07.447	19 (25.) 3:16.915	25 (19.) 3:08.173	24 (20.) 3:07.508	98	0				0	1
19 8	Peter HEDSTRÖM Peter Hedström	SWE Skoda Fabia	28 (16.) 3:07.909	0 (37.) EXC	26 (18.) 3:07.466	36 (8.) 3:05.106	90	0				0	4
20 53	Johan KRISTOFFERSSON Kristoffersson Motorsport	SWE VW Polo	11 (33.) 3:20.985	25 (19.) 3:12.554	27 (17.) 3:06.498	27 (17.) 3:06.673	90	0				0	0
21 52	Ole Christian VEIBY Kristoffersson Motorsport	NOR VW Polo	22 (22.) 3:09.447	20 (24.) 3:16.718	21 (23.) 3:10.277	21 (23.) 3:07.990	84	0				0	0
22 60	Joni-Pekka RAJALA Peter Hedström	FIN Skoda Fabia	23 (21.) 3:09.424	22 (22.) 3:15.320	22 (22.) 3:09.961	15 (29.) 3:13.275	82	0				0	13
23 27	Davy JEANNEY LD Motorsports	FRA Peugeot 208	25 (19.) 3:08.983	18 (26.) 3:17.377	11 (33.) 3:32.661	25 (19.) 3:07.054	79	0				0	0

Höljesbanan (1210m)

Published at...	Steward Trond BAKKOM	Steward Gérard CHAIX	Steward Bengt Göran GRENANDER	
-----------------	-------------------------	-------------------------	----------------------------------	---

Supercar


SC - 23

Official results

Pos. No.	Driver Competitor/Entrant	Nat. Car	Heat 1	Heat 2	Heat 3	Heat 4	Heat Sum	Int. Pt.	SF1	SF2	Final	Ch. Pt.	Ch Sum
24 14	Frode HOLTE Frode Holte Motorsport	NOR Hyundai i20	12 (32.) 3:19.730	17 (27.) 3:19.688	23 (21.) 3:09.032	22 (22.) 3:07.602	74	0				0	0
25 64	Stian HAUGAN Stian Haugan	NOR Citroën C4	27 (17.) 3:07.912	29 (15.) 3:08.492	0 (36.) EXC	17 (27.) 3:11.029	73	0				0	0
26 47	Ramona KARLSSON Per Eklund Motorsport	SWE Saab 9-3	17 (27.) 3:11.697	24 (20.) 3:13.489	16 (28.) 3:12.612	12 (32.) 3:17.051	69	0				0	8
27 31	Tore KRISTOFFERSEN Tore Kristoffersen	NOR Ford Fiesta	15 (29.) 3:14.242	23 (21.) 3:14.854	17 (27.) 3:12.554	13 (31.) 3:15.373	68	0				0	0
28 48	Lukas WALFRIDSON Helmia Motorsport AB	SWE Renault Clio	19 (25.) 3:09.741	5 (35.) DNF	15 (29.) 3:14.165	28 (16.) 3:06.366	67	0				0	1
29 66	Derek TOHILL LD Motorsports	IRL Citroën DS3	16 (28.) 3:14.042	14 (30.) 3:31.678	20 (24.) 3:10.689	16 (28.) 3:12.664	66	0				0	19
30 23	Teemu PATSI Teemu Patsi	FIN Ford Fiesta	10 (34.) 3:28.927	21 (23.) 3:15.806	13 (31.) 3:14.776	14 (30.) 3:14.915	58	0				0	0
31 65	Fredrik TIGER Fredrik Tiger	SWE Ford Focus	13 (31.) 3:16.648	15 (29.) 3:24.093	19 (25.) 3:10.994	9 (35.) 3:44.653	56	0				0	0
32 35	Ole HABJORG Ole Habjorg	NOR Renault Clio	18 (26.) 3:09.926	11 (33.) 3:57.898	18 (26.) 3:12.216	5 (36.) DNF	52	0				0	0
33 63	Roman STEPANENKO TT Motorsport	RUS Citroën C4	24 (20.) 3:09.389	0 (38.) EXC	14 (30.) 3:14.772	11 (33.) 3:17.632	49	0				0	0
34 4	Robin LARSSON Bergs Fegen	SWE Audi A1	21 (23.) 3:09.537	5 (34.) DNF	0 (38.) EXC	20 (24.) 3:08.006	46	0				0	25
35 49	Rene MUENNICH Rene Muennich	DEU Skoda Fabia	14 (30.) 3:15.671	5 (36.) DNF	5 (35.) DNF	19 (25.) 3:09.239	43	0				0	0
36 54	Jos JANSEN Jos Jansen	BEL Ford Focus	9 (35.) 3:38.299	12 (32.) 3:44.619	12 (32.) 3:17.190	10 (34.) 3:21.008	43	0				0	6
37 42	Ludvig HUNSBEDT Ludvig Hunsbedt	NOR Ford Focus	5 (37.) DNF	26 (18.) 3:11.726	5 (34.) DNF	0 (37.) DNS	36	0				0	0
38 39	Ake HOLTET Ake Holtet	NOR Ford Fiesta	5 (38.) DNF	16 (28.) 3:22.580	0 (37.) EXC	0 (38.) DNS	21	0				0	0

Subject of the anti doping control
Subject of the final scruteneering

Höljesbanan (1210m)

Published at...	Steward Trond BAKKOM	Steward Gérard CHAIX	Steward Bengt Göran GRENANDER	
-----------------	-------------------------	-------------------------	----------------------------------	---

Page 2 of 2


Supercar

SC - 23T

Official Results Team

Team	Nat.	No.	Driver	Nat.	Car	Pt.	Pen.	Pt.
1 Olsbergs MSE AB	SWE	13	Andreas BAKKERUD	NOR	Ford Fiesta ST	17		33
		15	Reinis NITISS	LVA	Ford Fiesta ST	16		
2 Team Peugeot-Hansen	SWE	1	Timur TIMERZYANOV	RUS	Peugeot 208	16		27
		3	Timmy HANSEN	SWE	Peugeot 208	11		
3 PS 110% AB	SWE	11	Petter SOLBERG	NOR	Citroën DS3	23		25
		12	Alexander HVAAL	NOR	Citroën DS3	2		
4 Marklund Motorsport	SWE	57	Toomas HEIKKINEN	FIN	VW Polo	14		17
		92	Anton MARKLUND	SWE	VW Polo	3		
5 LD Motorsports	GBR	33	Liam DORAN	GBR	Citroën DS3	12		12
		27	Davy JEANNEY	FRA	Peugeot 208	0		
6 Albatec Racing LTD	GBR	26	Andy SCOTT	GBR	Peugeot 208	0		0
		25	Jacques VILLENEUVE	CAN	Peugeot 208	0		

Höljesbanan (1210m)

Published at...	Steward Trond BAKKOM	Steward Gérard CHAIX	Steward Bengt Göran GRENANDER	
-----------------	-------------------------	-------------------------	----------------------------------	---

Printed: 7/6/2014 4:41:07 PM

Page 1 of 1

Supercar

Provisional Championship standing WorldRX

Pos.	No.	Driver	Nat.	Car	Rd1 POR	Rd2 GBR	Rd3 NOR	Rd4 FIN	Rd5 SWE	Rd6 BEL	Rd7 CAN	Rd8 FRA	Rd9 GER	Rd10 ITA	Rd11 TUR	Rd12 ARG	Pen.	Ch. Pt
1	15	Reinis NITISS	LVA	Ford Fiesta ST	24	19	29	24	16								0	112
2	11	Petter SOLBERG	NOR	Citroën DS3	29	17	23	11	23								0	103
3	13	Andreas BAKKERUD	NOR	Ford Fiesta ST	20	29	7	26	17								0	99
4	57	Toomas HEIKKINEN	FIN	VW Polo	21	23	16	14	14								0	88
5	92	Anton MARKLUND	SWE	VW Polo	18	8	13	22	3								0	64
6	1	Timur TIMERZYANOV	RUS	Peugeot 208	19	0	22	7	16								0	64
7	3	Timmy HANSEN	SWE	Peugeot 208	14	6	17	11	11								0	59
8	34	Tanner FOUST	USA	VW Polo	0	15		27									0	42
9	10	Mattias EKSTRÖM	SWE	Audi S1	0		0		30								0	30
10	33	Liam DORAN	GBR	Citroën DS3	0	0	18	6	12								-10	26
11	88	Henning SOLBERG	NOR	Saab 9-3	0	10	12		4								0	26
12	4	Robin LARSSON	SWE	Audi A1	0	25	0		0								0	25
13	73	Daniel HOLTEN	NOR	Ford Fiesta ST	0		9		13								0	22
14	93	Sebastian ERIKSSON	SWE	Ford Fiesta ST	0				20								0	20
15	5	Pontus TIDEMAND	SWE	Audi S1	0		3	4	13								0	20
16	66	Derek TOHILL	IRL	Citroën DS3	8	0	0	11	0								0	19
17	44	Krzysztof SKORUPSKI	POL	Citroën DS3	0	0	0	19									0	19
18	43	Ken BLOCK	USA	Ford Fiesta ST	0		17										0	17
19	77	Andrew JORDAN	GBR	Ford Fiesta	0	17											0	17
20	22	Koen PAUWELS	BEL	Ford Focus	14	3	0										0	17
21	26	Andy SCOTT	GBR	Peugeot 208	5	9											0	14
22	12	Alexander HVAAL	NOR	Citroën DS3	9	0	0	3	2								0	14
23	60	Joni-Pekka RAJALA	FIN	Skoda Fabia	0			13	0								0	13
24	74	Jérôme GROSSET-JANIN	FRA	Renault Clio	0	12	0										0	12
25	47	Ramona KARLSSON	SWE	Saab 9-3	8	0	0		0								0	8
26	7	Emil ÖHMAN	SWE	Citroën DS3	0	0	8										0	8
27	54	Jos JANSEN	BEL	Ford Focus	6	0	0	0	0								0	6
28	99	Tord LINNERUD	NOR	Renault Clio	0	0	0		6								0	6
29	20	Fabien PAILLER	FRA	Peugeot 208	0	5											0	5
30	8	Peter HEDSTRÖM	SWE	Skoda Fabia	0	0	4		0								0	4
31	6	Alexandre THEUIL	FRA	Citroën DS3	1	2											0	3
32	25	Jacques VILLENEUVE	CAN	Peugeot 208	0		2	1	0								0	3

Höljesbanan (1210m)

Supercar

Provisional Championship standing WorldRX

Pos.	No.	Driver	Nat.	Car	Rd1	Rd2	Rd3	Rd4	Rd5	Rd6	Rd7	Rd8	Rd9	Rd10	Rd11	Rd12	Pen.	Ch. Pt
					POR	GBR	NOR	FIN	SWE	BEL	CAN	FRA	GER	ITA	TUR	ARG		
33	41	Joaquim SANTOS	PRT	Ford Focus	3												0	3
34	21	Bohdan LUDWICZAK	POL	Ford Fiesta	2	0											0	2
35	59	Aki KARTTUNEN	FIN	Skoda Fabia	0			2									0	2
36	48	Lukas WALFRIDSON	SWE	Renault Clio	0	1	0		0								0	1
37	40	Eric FAREN	SWE	Citroën DS3	0	0			1								0	1
38	24	Tommy RUSTAD	NOR	Volvo C30	0	0	1		0								0	1
39	23	Teemu PATSI	FIN	Ford Fiesta	0			0	0								0	0
40	27	Davy JEANNEY	FRA	Peugeot 208	0	0			0								0	0
41	30	Morten BERGMINRUD	NOR	Citroën C4	0		0										0	0
42	31	Tore KRISTOFFERSEN	NOR	Ford Fiesta	0		0		0								0	0
43	32	Ole-Kristian NOTTVEIT	NOR	Volvo C30	0		0										0	0
44	42	Ludvig HUNSBEDT	NOR	Ford Focus	0				0								0	0
45	35	Ole HABJORG	NOR	Renault Clio	0		0		0								0	0
46	36	Stein Egil JENSSEN	NOR	Ford Focus	0		0										0	0
47	37	Pavel KOUTNY	CZE	Ford Fiesta	0	0	0										0	0
48	39	Ake HOLTET	NOR	Ford Fiesta	0				0								0	0
49	17	Mats ÖHMAN	SWE	Citroën DS3	0	0	0										0	0
50	19	Jean-Luc PAILLER	FRA	Peugeot 208	0	0											0	0
51	14	Frode HOLTE	NOR	Hyundai i20	0	0	0		0								0	0
52	2	Ollie O'DONOVAN	IRL	Ford Focus	0	0											0	0
53	45	Atro MÄÄTTÄ	FIN	Ford Fiesta	0			0									0	0
54	49	Rene MUENNICH	DEU	Skoda Fabia	0				0								0	0
55	51	Julian GODFREY	GBR	Ford Fiesta	0	0											0	0
56	52	Ole Christian VEIBY	NOR	VW Polo	0				0								0	0
57	53	Johan KRISTOFFERSSON	SWE	VW Polo	0				0								0	0
58	56	Silvo VIITANEN	FIN	Ford Fiesta	0			0									0	0
59	58	Riku TAHKO	FIN	Citroën DS3	0			0									0	0
60	61	Valdur REINSALU	EST	Ford Fiesta	0			0									0	0
61	62	Andri OUN	EST	Ford Fiesta	0			0									0	0
62	63	Roman STEPANENKO	RUS	Citroën C4	0				0								0	0
63	64	Stian HAUGAN	NOR	Citroën C4	0				0								0	0
64	65	Fredrik TIGER	SWE	Ford Focus	0				0								0	0

Höljesbanan (1210m)

Supercar

Provisional Championship standing WorldRX

Pos.	No.	Driver	Nat.	Car	Rd1	Rd2	Rd3	Rd4	Rd5	Rd6	Rd7	Rd8	Rd9	Rd10	Rd11	Rd12	Pen.	Ch. Pt
					POR	GBR	NOR	FIN	SWE	BEL	CAN	FRA	GER	ITA	TUR	ARG		
65	80	Markus WINKELHOCK	DEU	Audi S1	0			0									0	0
66	69	Jochen COOX	BEL	VW Scirocco	0	0											0	0

Höljesbanan (1210m)

Supercar

SC - 24T

Provisional Championship standing WorldRX Team

Pos.	Team	Nat.	Rd1 POR	Rd2 GBR	Rd3 NOR	Rd4 FIN	Rd5 SWE	Rd6 BEL	Rd7 CAN	Rd8 FRA	Rd9 GER	Rd10 ITA	Rd11 TUR	Rd12 ARG	Penalty	Ch. Pt
1	Olsbergs MSE AB	SWE	44	48	36	50	33									211
2	Marklund Motorsport	SWE	39	31	29	36	17									152
3	Team Peugeot-Hansen	SWE	33	6	39	18	27									123
4	PS 110% AB	SWE	38	17	23	14	25									117
5	LD Motorsports	GBR	0	0	8	25	12									45
6	Albatec Racing LTD	GBR	5	9	0											14

Höljesbanan (1210m)

Super1600

SS - 01

List of starters

No.	Driver	Nat.	Competitor/Entrant	Car	Licence	Competitor Lic.	Ch.
1	2	DNK	Ulrik Linnemann	Peugeot 208	07592	07592	
2	3	CZE	Czech National Team	Skoda Fabia	354	297	
3	5	CZE	LS Racing	Ford Fiesta	409	169	
4	6	LTU	RIMO	Skoda Fabia	2014-C133	2014/32	
5	8	NOR	Espen Isaksætre	Citroën Saxo	IRC3257	AN3257	
6	9	NOR	Glenn Haug	Ford Fiesta	IRC39512	IRC39512	
7	10	EST	Ligur Racing	Skoda Fabia	225	23	
8	14	NOR	Lars Otto Holt	Peugeot 207	IRC46404	AN24148	
9	15	LTU	ASK Vilkyciai	VW Polo	2014-C/223	2014/34	
10	16	RUS	Sergej Zagumennov	Skoda Fabia	#14042	#14011	
11	17	DNK	Peter Lindgaard	Opel Corsa	31940	31940	
12	18	HUN	O.Z.S Racing Team	Skoda Fabia	4908	375	
13	19	NOR	Set Promotion	Renault Clio	?	50030444	
14	20	NOR	Magnus Bergsjobrenden	Renault Clio	IRC41169	AN41169	
15	22	DEU	ACN Buxtehude	Skoda Fabia	IC 1101391	BIC 1058152	
16	23	NOR	Even Hvaal	Peugeot 207	IRC46362	ANFK13144	
17	27	EST	RS Team Racing	Citroën C2	193	36	
18	28	NLD	Thijs Heezen	Ford Fiesta	14671	14671	
19	38	DEU	Mandie August	Skoda Fabia	IC1122182	IC1122182	
20	46	RUS	STK Namus	Renault Twingo	#14134	#14038	
21	50	RUS	Nikita Misiulia	Skoda Fabia	#14223	#14079	
22	55	NOR	Lise Marie Sandmo	VW Polo	IRC43114	IRC43114	
23	81	ITA	Mirko Zanni	Renault Clio	93710	93710	
24	88	NOR	Solberg Rally Event A/S	Citroën C2	IRC43629	AN45705	
25	89	RUS	Set Promotion	Renault Twingo	#14101	50030444	
26	99	LVA	Janis Baumanis	Renault Twingo	1402470010	1402230010	

26 drivers

These results are provisional until the conclusion of any judicial and technical inquiries.

Höljesbanan (1210m)

Published at...	Clerk of the Course Morgan ÖSTLUND	Timekeeper Péter MAJOSHÁZI	
-----------------	---------------------------------------	-------------------------------	--

Printed: 7/5/2014 12:50:12 AM

Page 1 of 1

Super1600

SS - 03

Free Practice 1 Lap Times

Pos.	No.	Driver Competitor/Entrant	Nat.	Car Ch.	Best lap	Diff	Laps	Lap1 Lap5	Lap 2 Lap 6	Lap3 Lap7	Lap4 Lap8
1	2	Ulrik LINNEMANN Ulrik Linnemann	DNK	Peugeot 208	0:47.152		2	0:48.045	0:47.152		
2	18	LUIGI O.Z.S Racing Team	HUN	Skoda Fabia	0:47.903	0:00.751	3	0:48.203	0:52.191	0:47.903	
3	16	Sergej ZAGUMENNOV Sergej Zagumennov	RUS	Skoda Fabia	0:47.952	0:00.800	7	0:48.586 0:47.952	0:51.977 0:48.395	0:49.762 0:51.873	8:55.420
4	89	Timur SHIGABUTDINOV Set Promotion	RUS	Renault Twingo	0:47.992	0:00.840	3	0:52.549	0:47.992	0:48.248	
5	15	Ernestas STAPONKUS ASK Vilkyčiai	LTU	VW Polo	0:48.060	0:00.908	3	0:48.787	0:48.060	0:49.573	
6	50	Nikita MISIULIA Nikita Misiulia	RUS	Skoda Fabia	0:48.133	0:00.981	3	0:50.301	0:51.031	0:48.133	
7	22	Andreas STEFFEN ACN Buxtehude	DEU	Skoda Fabia	0:48.285	0:01.133	7	0:49.754 0:48.635	0:52.078 0:48.285	0:49.858 0:48.541	8:46.295
8	5	Ondrej SMETANA LS Racing	CZE	Ford Fiesta	0:48.321	0:01.169	3	0:48.577	0:51.549	0:48.321	
9	99	Janis BAUMANIS Janis Baumanis	LVA	Renault Twingo	0:48.397	0:01.245	3	0:52.447	0:48.397	0:48.694	
10	10	Janno LIGUR Ligur Racing	EST	Skoda Fabia	0:48.412	0:01.260	7	0:48.951 0:48.420	0:48.412 0:48.965	0:51.422 0:48.645	8:53.219
11	46	Rasul MINNIKHANOV STK Namus	RUS	Renault Twingo	0:48.418	0:01.266	3	0:49.772	0:52.410	0:48.418	
12	8	Espen ISAKSAETRE Espen Isaksætre	NOR	Citroën Saxo	0:48.418	0:01.266	7	0:48.605 0:48.418	0:51.681 0:52.013	0:48.664 0:48.563	8:10.288
13	19	Simon SYVERSEN Set Promotion	NOR	Renault Clio	0:48.443	0:01.291	7	0:52.448 0:53.266	0:49.076 0:48.443	0:49.289 0:48.905	7:39.377
14	6	Kasparas NAVICKAS RIMO	LTU	Skoda Fabia	0:48.549	0:01.397	7	0:48.947 0:48.551	0:49.132 0:48.549	0:52.100 0:48.622	8:30.048
15	27	Siim SALURI RS Team Racing	EST	Citroën C2	0:48.658	0:01.506	7	0:49.503 0:48.816	0:51.786 0:48.658	0:48.905 0:51.775	9:07.163
16	88	Oscar SOLBERG Solberg Rally Event A/S	NOR	Citroën C2	0:48.848	0:01.696	3	0:51.823	0:48.848	0:51.656	
17	81	Mirko ZANNI Mirko Zanni	ITA	Renault Clio	0:48.936	0:01.784	3	0:48.936	0:53.437	0:51.651	
18	9	Glenn HAUG Glenn Haug	NOR	Ford Fiesta	0:49.035	0:01.883	3	0:49.035	0:52.954	0:49.414	
19	3	Pavel VIMMER Czech National Team	CZE	Skoda Fabia	0:49.121	0:01.969	8	0:52.348 8:22.877	0:49.779 0:49.604	0:49.121 0:53.680	0:53.528 0:49.867
20	38	Mandie AUGUST Mandie August	DEU	Skoda Fabia	0:49.559	0:02.407	3	0:50.759	0:50.410	0:49.559	
21	28	Thijs HEEZEN Thijs Heezen	NLD	Ford Fiesta	0:49.660	0:02.508	3	0:54.715	0:53.683	0:49.660	
22	20	Magnus BERGSJOBRENDEN Magnus Bergsjobrenden	NOR	Renault Clio	0:50.194	0:03.042	3	0:53.847	0:50.497	0:50.194	
23	55	Lise Marie SANDMO Lise Marie Sandmo	NOR	VW Polo	0:50.599	0:03.447	7	0:51.695 0:54.055	0:54.613 0:50.599	0:51.819 0:54.122	7:27.664
24	23	Ada Marie HVAAL Even Hvaal	NOR	Peugeot 207	0:51.394	0:04.242	3	0:54.784	0:53.769	0:51.394	
DNS	14	Lina Maria HOLT Lars Otto Holt	NOR	Peugeot 207	-	-	0				

These results are provisional until the conclusion of any judicial and technical inquiries.

Höljesbanan (1210m)

Published at...	Clerk of the Course Morgan ÖSTLUND	Timekeeper Péter MAJOSHÁZI	
-----------------	---------------------------------------	-------------------------------	--

Printed: 7/5/2014 11:35:45 AM

Page 1 of 2



**FIA EUROPEAN RALLYCROSS CHAMPIONSHIP //
PRESENTED BY MONSTER ENERGY_
ROUND 5 // 05-06 JULY // HÖLJES (SWE)_
VOLKSWAGEN RALLYCROSS OF SWEDEN_**

Super1600

SS - 03

Free Practice 1 Lap Times

Pos.	No.	Driver Competitor/Entrant	Nat.	Car Ch.	Best lap	Diff	Laps	Lap1 Lap5	Lap 2 Lap 6	Lap3 Lap7	Lap4 Lap8
DNS	17	Peter LINDGAARD Peter Lindgaard	DNK	Opel Corsa	-	-	0				

Total:26 Drivers included DNS: 2 ,DNF: 0 , EXC: 0

These results are provisional until the conclusion of any judicial and technical inquiries.

Höljesbanan (1210m)

Published at...	Clerk of the Course Morgan ÖSTLUND 	Timekeeper Péter MAJOSHÁZI 	
-----------------	---	---	---

Printed: 7/5/2014 11:35:45 AM

Page 2 of 2



Super1600

SS - 02

Provisional Grid Sheet for Heat 1 by the draw (Right Pole)

P5	P4	P3	P2	POLE
Race 1				
		19	18	15
Race 2				
		10	22	50
Race 3				
38	5	16	81	89
Race 4				
17	28	20	99	14
Race 5				
23	46	6	9	3
Race 6				
55	27	8	2	88

R1

15 Ernestas STAPONKUS LTU
18 LUIGI HUN
19 Simon SYVERSEN NOR

R2

50 Nikita MISIULIA RUS
22 Andreas STEFFEN DEU
10 Janno LIGUR EST

R3

89 Timur SHIGABUTDINOV RUS
81 Mirko ZANNI ITA
16 Sergej ZAGUMENNOV RUS
5 Ondrej SMETANA CZE
38 Mandie AUGUST DEU

R4

14 Lina Maria HOLT NOR
99 Janis BAUMANIS LVA
20 Magnus BERGSJOBRENDEN NOR
28 Thijs HEEZEN NLD
17 Peter LINDGAARD DNK

R5

3 Pavel VIMMER CZE
9 Glenn HAUG NOR
6 Kasparas NAVICKAS LTU
46 Rasul MINNIKHANOV RUS
23 Ada Marie HVAAL NOR

R6

88 Oscar SOLBERG NOR
2 Ulrik LINNEMANN DNK
8 Espen ISAKSAETRE NOR
27 Siim SALURI EST
55 Lise Marie SANDMO NOR

These results are provisional until the conclusion of any judicial and technical inquiries.

Höljesbanan (1210m)

Published at...	Clerk of the Course Morgan ÖSTLUND	Timekeeper Péter MAJOSHÁZI	
-----------------	---------------------------------------	-------------------------------	--

Printed: 7/5/2014 12:47:17 AM

Page 1 of 1

Super1600

SS - 04

Result of Heat 1

Pos.	No.	Driver Competitor/Entrant	Nat. Car Ch.	Laps/Joker Race Nr.	Total Tm Notice	Diff	Lap1	Lap2	Lap3	Lap4	Pts.
1	6	Kasparas NAVICKAS RIMO	LTU Skoda Fabia	4 / 1 Race 5	3:21.414 -		0:52.713	0:48.187	0:48.475	<u>0:52.039</u>	50
2	16	Sergej ZAGUMENNOV Sergej Zagumenov	RUS Skoda Fabia	4 / 1 Race 3	3:21.618 -	0:00.204	0:53.120	0:48.108	0:48.960	<u>0:51.430</u>	45
3	5	Ondrej SMETANA LS Racing	CZE Ford Fiesta	4 / 1 Race 3	3:22.092 -	0:00.678	0:53.610	0:48.252	<u>0:51.983</u>	0:48.247	42
4	50	Nikita MISIULIA Nikita Misiulia	RUS Skoda Fabia	4 / 1 Race 2	3:22.198 -	0:00.784	0:53.437	0:48.323	0:48.509	<u>0:51.929</u>	40
5	99	Janis BAUMANIS Janis Baumanis	LVA Renault Twingo	4 / 1 Race 4	3:22.411 -	0:00.997	0:53.178	0:48.351	0:48.788	<u>0:52.094</u>	39
6	15	Ernestas STAPONKUS ASK Vilkyčiai	LTU VW Polo	4 / 1 Race 1	3:23.551 -	0:02.137	0:53.415	<u>0:52.788</u>	0:48.891	0:48.457	38
7	8	Espen ISAKSAETRE Espen Isaksaetre	NOR Citroën Saxo	4 / 1 Race 6	3:23.790 -	0:02.376	0:53.260	0:49.173	<u>0:52.219</u>	0:49.138	37
8	18	LUIGI O.Z.S Racing Team	HUN Skoda Fabia	4 / 1 Race 1	3:24.323 -	0:02.909	<u>0:57.844</u>	0:48.743	0:49.055	0:48.681	36
9	10	Janno LIGUR Ligur Racing	EST Skoda Fabia	4 / 1 Race 2	3:24.396 -	0:02.982	0:55.350	0:48.573	<u>0:51.621</u>	0:48.852	35
10	46	Rasul MINNIKHANOV STK Namus	RUS Renault Twingo	4 / 1 Race 5	3:24.606 -	0:03.192	0:56.876	0:47.781	<u>0:51.553</u>	0:48.396	34
11	22	Andreas STEFFEN ACN Buxtehude	DEU Skoda Fabia	4 / 1 Race 2	3:24.980 -	0:03.566	<u>0:58.017</u>	0:49.747	0:48.375	0:48.841	33
12	81	Mirko ZANNI Mirko Zanni	ITA Renault Clio	4 / 1 Race 3	3:25.527 -	0:04.113	<u>0:58.367</u>	0:48.090	0:50.568	0:48.502	32
13	88	Oscar SOLBERG Solberg Rally Event A/S	NOR Citroën C2	4 / 1 Race 6	3:25.612 -	0:04.198	<u>0:58.103</u>	0:49.418	0:49.130	0:48.961	31
14	9	Glenn HAUG Glenn Haug	NOR Ford Fiesta	4 / 1 Race 5	3:26.030 -	0:04.616	0:54.781	<u>0:52.123</u>	0:49.919	0:49.207	30
15	28	Thijs HEEZEN Thijs Heezen	NLD Ford Fiesta	4 / 1 Race 4	3:26.187 -	0:04.773	0:54.717	0:49.027	0:49.142	<u>0:53.301</u>	29
16	27	Siim SALURI RS Team Racing	EST Citroën C2	4 / 1 Race 6	3:26.514 -	0:05.100	0:55.387	0:49.394	<u>0:52.631</u>	0:49.102	28
17	20	Magnus BERGSJOBRENDEN Magnus Bergsjobrenden	NOR Renault Clio	4 / 1 Race 4	3:26.874 -	0:05.460	0:55.630	<u>0:52.615</u>	0:49.324	0:49.305	27
18	55	Lise Marie SANDMO Lise Marie Sandmo	NOR VW Polo	4 / 1 Race 6	3:30.300 -	0:08.886	0:55.308	<u>0:54.720</u>	0:49.663	0:50.609	26
19	38	Mandie AUGUST Mandie August	DEU Skoda Fabia	4 / 1 Race 3	3:34.914 -	0:13.500	0:55.653	0:49.816	0:55.621	<u>0:53.824</u>	25
20	14	Lina Maria HOLT Lars Otto Holt	NOR Peugeot 207	4 / 1 Race 4	3:36.630 -	0:15.216	<u>1:01.374</u>	0:51.716	0:51.508	0:52.032	24
21	23	Ada Marie HVAAL Even Hvaal	NOR Peugeot 207	4 / 1 Race 5	3:48.359 -	0:26.945	<u>1:14.558</u>	0:52.812	0:50.186	0:50.803	23
22	3	Pavel VIMMER Czech National Team	CZE Skoda Fabia	4 / 1 Race 5	4:22.300 -	1:00.886	<u>1:10.181</u>	1:02.774	1:03.605	1:05.740	22
DNF	19	Simon SYVERSEN Set Promotion	NOR Renault Clio	0 / 0 Race 1	- -	+4 LAP					17
DNS	2	Ulrik LINNEMANN Ulrik Linnemann	DNK Peugeot 208	0 / 0 Race	- -	-					0

These results are provisional until the conclusion of any judicial and technical inquires.

Höljesbanan (1210m)

Published at...	Clerk of the Course Morgan ÖSTLUND	Timekeeper Péter MAJOSHÁZI	
-----------------	---------------------------------------	-------------------------------	--

Printed: 7/5/2014 12:47:24 PM

Page 1 of 2

Super1600

SS - 04

Result of Heat 1

Pos.	No.	Driver Competitor/Entrant	Nat. Car Ch.	Laps/Joker Race Nr.	Total Tm Notice	Diff	Lap1	Lap2	Lap3	Lap4	Pts.
DNS	17	Peter LINDGAARD Peter Lindgaard	DNK Opel Corsa	0 / 0 Race	-	-					0
EXC	89	Timur SHIGABUTDINOV Set Promotion	RUS Renault Twingo	4 / 1 Race 3	-	-	0:57.148	0:48.446	0:50.818	0:48.107	0

Total: 26 Drivers included: DNS: 2 , DNF: 1, EXC: 1 -

#89 Black flag

These results are provisional until the conclusion of any judicial and technical inquires.

Höljesbanan (1210m)

Published at...	Clerk of the Course Morgan ÖSTLUND	Timekeeper Péter MAJOSHÁZI	
-----------------	---------------------------------------	-------------------------------	--

Printed: 7/5/2014 12:47:24 PM

Page 2 of 2

Super1600

SS - 05

Provisional Grid Sheet for Heat 2 (Right Pole)

P5	P4	P3	P2	POLE
Race 1				
		89	17	2
Race 2				
		19	3	23
Race 3				
14	38	55	20	27
Race 4				
28	9	88	81	22
Race 5				
46	10	18	8	15
Race 6				
99	50	5	16	6

R1

2 Ulrik LINNEMANN DNK
17 Peter LINDGAARD DNK
89 Timur SHIGABUTDINOV RUS

R2

23 Ada Marie HVAAL NOR
3 Pavel VIMMER CZE
19 Simon SYVERSEN NOR

R3

27 Siim SALURI EST
20 Magnus BERGSJOBRENDEN NOR
55 Lise Marie SANDMO NOR
38 Mandie AUGUST DEU
14 Lina Maria HOLT NOR

R4

22 Andreas STEFFEN DEU
81 Mirko ZANNI ITA
88 Oscar SOLBERG NOR
9 Glenn HAUG NOR
28 Thijs HEEZEN NLD

R5

15 Ernestas STAPONKUS LTU
8 Espen ISAKSAETRE NOR
18 LUIGI HUN
10 Janno LIGUR EST
46 Rasul MINNIKHANOV RUS

R6

6 Kasparas NAVICKAS LTU
16 Sergej ZAGUMENNOV RUS
5 Ondrej SMETANA CZE
50 Nikita MISIULIA RUS
99 Janis BAUMANIS LVA

These results are provisional until the conclusion of any judicial and technical inquiries.

Höljesbanan (1210m)

Published at...	Clerk of the Course Morgan ÖSTLUND	Timekeeper Péter MAJOSHÁZI	
-----------------	---------------------------------------	-------------------------------	--

Printed: 7/5/2014 12:48:45 PM

Page 1 of 1

Super1600

SS - 06

Result of Heat 2

Pos.	No.	Driver Competitor/Entrant	Nat. Car Ch.	Laps/Joker Race Nr.	Total Tm Notice	Diff	Lap1	Lap2	Lap3	Lap4	Pts.
1	5	Ondrej SMETANA LS Racing	CZE Ford Fiesta	4 / 1 Race 6	3:19.684 -		0:53.965	<u>0:50.673</u>	0:47.532	0:47.514	50
2	16	Sergej ZAGUMENNOV Sergej Zagumenov	RUS Skoda Fabia	4 / 1 Race 6	3:20.904 -	0:01.220	0:52.873	0:48.201	0:48.175	<u>0:51.655</u>	45
3	15	Ernestas STAPONKUS ASK Vilkyciai	LTU VW Polo	4 / 1 Race 5	3:21.289 -	0:01.605	0:53.309	0:48.224	0:47.835	<u>0:51.921</u>	42
4	99	Janis BAUMANIS Janis Baumanis	LVA Renault Twingo	4 / 1 Race 6	3:21.751 -	0:02.067	0:54.607	<u>0:50.922</u>	0:48.350	0:47.872	40
5	89	Timur SHIGABUTDINOV Set Promotion	RUS Renault Twingo	4 / 1 Race 2	3:22.806 -	0:03.122	<u>0:57.514</u>	0:48.569	0:48.817	0:47.906	39
6	8	Espen ISAKSAETRE Espen Isaksaetre	NOR Citroën Saxo	4 / 1 Race 5	3:23.390 -	0:03.706	0:54.054	<u>0:51.519</u>	0:49.059	0:48.758	38
7	10	Janno LIGUR Ligur Racing	EST Skoda Fabia	4 / 1 Race 5	3:23.593 -	0:03.909	0:55.299	0:48.415	0:48.039	<u>0:51.840</u>	37
8	88	Oscar SOLBERG Solberg Rally Event A/S	NOR Citroën C2	4 / 1 Race 4	3:24.436 -	0:04.752	<u>0:57.299</u>	0:48.641	0:49.149	0:49.347	36
9	46	Rasul MINNIKHANOV STK Namus	RUS Renault Twingo	4 / 1 Race 5	3:24.772 -	0:05.088	<u>0:58.205</u>	0:48.428	0:48.793	0:49.346	35
10	19	Simon SYVERSEN Set Promotion	NOR Renault Clio	4 / 1 Race 2	3:24.817 -	0:05.133	0:54.972	0:49.075	0:48.788	<u>0:51.982</u>	34
11	27	Siim SALURI RS Team Racing	EST Citroën C2	4 / 1 Race 3	3:25.046 -	0:05.362	<u>0:57.506</u>	0:48.998	0:49.459	0:49.083	33
12	22	Andreas STEFFEN ACN Buxtehude	DEU Skoda Fabia	4 / 1 Race 4	3:25.376 -	0:05.692	0:53.990	0:48.515	0:48.781	<u>0:54.090</u>	32
13	55	Lise Marie SANDMO Lise Marie Sandmo	NOR VW Polo	4 / 1 Race 3	3:25.912 -	0:06.228	0:53.806	<u>0:53.029</u>	0:49.616	0:49.461	31
14	18	LUIGI O.Z.S Racing Team	HUN Skoda Fabia	4 / 1 Race 5	3:25.977 -	0:06.293	0:54.450	<u>0:51.380</u>	0:49.259	0:50.888	30
15	3	Pavel VIMMER Czech National Team	CZE Skoda Fabia	4 / 1 Race 2	3:26.404 -	0:06.720	0:54.418	<u>0:53.160</u>	0:49.586	0:49.240	29
16	9	Glenn HAUG Glenn Haug	NOR Ford Fiesta	4 / 1 Race 4	3:27.714 -	0:08.030	0:54.425	<u>0:53.270</u>	0:50.063	0:49.956	28
17	20	Magnus BERGSJOBRENDEN Magnus Bergsjobrenden	NOR Renault Clio	4 / 1 Race 3	3:27.968 -	0:08.284	0:55.147	0:50.709	0:49.674	<u>0:52.438</u>	27
18	81	Mirko ZANNI Mirko Zanni	ITA Renault Clio	4 / 1 Race 4	3:28.087 -	0:08.403	<u>0:58.270</u>	0:48.418	0:52.560	0:48.839	26
19	23	Ada Marie HVAAL Even Hvaal	NOR Peugeot 207	4 / 1 Race 2	3:30.045 -	0:10.361	0:55.942	0:49.993	<u>0:53.203</u>	0:50.907	25
20	14	Lina Maria HOLT Lars Otto Holt	NOR Peugeot 207	4 / 1 Race 3	3:34.167 -	0:14.483	<u>1:01.499</u>	0:51.123	0:50.138	0:51.407	24
21	6	Kasparas NAVICKAS RIMO	LTU Skoda Fabia	4 / 1 Race 6	3:51.015 -	0:31.331	<u>0:58.226</u>	1:13.747	0:49.878	0:49.164	23
DNF	28	Thijs HEEZEN Thijs Heezen	NLD Ford Fiesta	2 / 1 Race 4	-	+2 LAP	<u>0:59.486</u>	0:49.745			17
DNF	38	Mandie AUGUST Mandie August	DEU Skoda Fabia	0 / 0 Race 3	-	+4 LAP					17
DNS	2	Ulrik LINNEMANN Ulrik Linnemann	DNK Peugeot 208	0 / 0 Race	-	-					0

These results are provisional until the conclusion of any judicial and technical inquires.

Höljesbanan (1210m)

Published at...	Clerk of the Course Morgan ÖSTLUND	Timekeeper Péter MAJOSHÁZI	
-----------------	---------------------------------------	-------------------------------	--

Printed: 7/5/2014 3:24:06 PM

Page 1 of 2

Super1600

SS - 06

Result of Heat 2

Pos.	No.	Driver Competitor/Entrant	Nat. Car Ch.	Laps/Joker Race Nr.	Total Tm Notice	Diff	Lap1	Lap2	Lap3	Lap4	Pts.
DNS	17	Peter LINDGAARD Peter Lindgaard	DNK Opel Corsa	0 / 0 Race	-	-					0
EXC	50	Nikita MISIULIA Nikita Misiulia	RUS Skoda Fabia	4 / 1 Race 6	-	-	0:58.880	0:54.800	0:48.218	0:48.115	0

#50 Black flag

These results are provisional until the conclusion of any judicial and technical inquires.

Höljesbanan (1210m)

Published at...	Clerk of the Course Morgan ÖSTLUND	Timekeeper Péter MAJOSHÁZI	
-----------------	---------------------------------------	-------------------------------	--

Printed: 7/5/2014 3:24:06 PM

Page 2 of 2

Super1600

SS - 08

Result after Heat 2

Pos. No.	Driver Competitor/Entrant	Nat. Car Ch.	Heat 1	Heat 2	Heat 3	Heat 4	Heat Sum	Int. Pt.	SF1	SF2	Final	Ch. Pt.	Ch Sum
1 5	Ondrej SMETANA LS Racing	CZE Ford Fiesta	42 (3.) 3:22.092	50 (1.) 3:19.684			92						
2 16	Sergej ZAGUMENNOV Sergej Zagumenov	RUS Skoda Fabia	45 (2.) 3:21.618	45 (2.) 3:20.904			90						
3 15	Ernestas STAPONKUS ASK Vilkyčiai	LTU VW Polo	38 (6.) 3:23.551	42 (3.) 3:21.289			80						
4 99	Janis BAUMANIS Janis Baumanis	LVA Renault Twingo	39 (5.) 3:22.411	40 (4.) 3:21.751			79						
5 8	Espen ISAKSAETRE Espen Isaksaetre	NOR Citroën Saxo	37 (7.) 3:23.790	38 (6.) 3:23.390			75						
6 6	Kasparas NAVICKAS RIMO	LTU Skoda Fabia	50 (1.) 3:21.414	23 (21.) 3:51.015			73						
7 10	Janno LIGUR Ligur Racing	EST Skoda Fabia	35 (9.) 3:24.396	37 (7.) 3:23.593			72						
8 46	Rasul MINNIKHANOV STK Namus	RUS Renault Twingo	34 (10.) 3:24.606	35 (9.) 3:24.772			69						
9 88	Oscar SOLBERG Solberg Rally Event A/S	NOR Citroën C2	31 (13.) 3:25.612	36 (8.) 3:24.436			67						
10 18	LUIGI O.Z.S Racing Team	HUN Skoda Fabia	36 (8.) 3:24.323	30 (14.) 3:25.977			66						
11 22	Andreas STEFFEN ACN Buxtehude	DEU Skoda Fabia	33 (11.) 3:24.980	32 (12.) 3:25.376			65						
12 27	Siim SALURI RS Team Racing	EST Citroën C2	28 (16.) 3:26.514	33 (11.) 3:25.046			61						
13 9	Glenn HAUG Glenn Haug	NOR Ford Fiesta	30 (14.) 3:26.030	28 (16.) 3:27.714			58						
14 81	Mirko ZANNI Mirko Zanni	ITA Renault Clio	32 (12.) 3:25.527	26 (18.) 3:28.087			58						
15 55	Lise Marie SANDMO Lise Marie Sandmo	NOR VW Polo	26 (18.) 3:30.300	31 (13.) 3:25.912			57						
16 20	Magnus BERGSJOBRENDEN Magnus Bergsjobrenden	NOR Renault Clio	27 (17.) 3:26.874	27 (17.) 3:27.968			54						
17 19	Simon SYVERSEN Set Promotion	NOR Renault Clio	17 (23.) DNF	34 (10.) 3:24.817			51						
18 3	Pavel VIMMER Czech National Team	CZE Skoda Fabia	22 (22.) 4:22.300	29 (15.) 3:26.404			51						
19 23	Ada Marie HVAAL Even Hvaal	NOR Peugeot 207	23 (21.) 3:48.359	25 (19.) 3:30.045			48						
20 14	Lina Maria HOLT Lars Otto Holt	NOR Peugeot 207	24 (20.) 3:36.630	24 (20.) 3:34.167			48						
21 28	Thijs HEEZEN Thijs Heezen	NLD Ford Fiesta	29 (15.) 3:26.187	17 (22.) DNF			46						
22 38	Mandie AUGUST Mandie August	DEU Skoda Fabia	25 (19.) 3:34.914	17 (23.) DNF			42						
23 50	Nikita MISIULIA Nikita Misiulia	RUS Skoda Fabia	40 (4.) 3:22.198	0 (26.) EXC			40						
24 89	Timur SHIGABUTDINOV Set Promotion	RUS Renault Twingo	0 (26.) EXC	39 (5.) 3:22.806			39						

These results are provisional until the conclusion of any judicial and technical inquiries.

Höljesbanan (1210m)

Published at...	Clerk of the Course Morgan ÖSTLUND	Timekeeper Péter MAJOSHÁZI	
-----------------	---------------------------------------	-------------------------------	--

Printed: 7/5/2014 3:25:20 PM

Page 1 of 2

Super1600

SS - 08

Result after Heat 2

Pos. No.	Driver Competitor/Entrant	Nat. Car Ch.	Heat 1	Heat 2	Heat 3	Heat 4	Heat Sum	Int. Pt.	SF1	SF2	Final	Ch. Pt.	Ch Sum
25 2	Ulrik LINNEMANN Ulrik Linnemann	DNK Peugeot 208	0 (24.) DNS	0 (24.) DNS			0						
26 17	Peter LINDGAARD Peter Lindgaard	DNK Opel Corsa	0 (25.) DNS	0 (25.) DNS			0						

26 drivers

-
-

These results are provisional until the conclusion of any judicial and technical inquires.

Höljesbanan (1210m)

Published at...	Clerk of the Course Morgan ÖSTLUND	Timekeeper Péter MAJOSHÁZI	
-----------------	---------------------------------------	-------------------------------	--

Printed: 7/5/2014 3:25:20 PM

Page 2 of 2

Super1600

SS - 07

Provisional Grid Sheet for Heat 3 (Right Pole)

P5	P4	P3	P2	POLE
Race 1				
		50	17	2
Race 2				
		38	28	6
Race 3				
14	23	81	20	9
Race 4				
3	18	55	22	27
Race 5				
19	46	88	10	8
Race 6				
89	99	15	16	5

R1

2 Ulrik LINNEMANN DNK
17 Peter LINDGAARD DNK
50 Nikita MISIULIA RUS

R2

6 Kasparas NAVICKAS LTU
28 Thijs HEEZEN NLD
38 Mandie AUGUST DEU

R3

9 Glenn HAUG NOR
Magnus BERGSJOBRENDEN NOR
81 Mirko ZANNI ITA
23 Ada Marie HVAAL NOR
14 Lina Maria HOLT NOR

R4

27 Siim SALURI EST
22 Andreas STEFFEN DEU
55 Lise Marie SANDMO NOR
18 LUIGI HUN
3 Pavel VIMMER CZE

R5

8 Espen ISAKSAETRE NOR
10 Janno LIGUR EST
88 Oscar SOLBERG NOR
46 Rasul MINNIKHANOV RUS
19 Simon SYVERSEN NOR

R6

5 Ondrej SMETANA CZE
16 Sergej ZAGUMENNOV RUS
15 Ernestas STAPONKUS LTU
99 Janis BAUMANIS LVA
89 Timur SHIGABUTDINOV RUS

These results are provisional until the conclusion of any judicial and technical inquiries.

Höljesbanan (1210m)

Published at...	Clerk of the Course Morgan ÖSTLUND	Timekeeper Péter MAJOSHÁZI	
-----------------	---------------------------------------	-------------------------------	--

Printed: 7/5/2014 3:24:50 PM

Page 1 of 1

Super1600

SS - 09

Result of Heat 3

Pos.	No.	Driver Competitor/Entrant	Nat. Car Ch.	Laps/Joker Race Nr.	Total Tm Notice	Diff	Lap1	Lap2	Lap3	Lap4	Pts.
1	5	Ondrej SMETANA LS Racing	CZE Ford Fiesta	4 / 1 Race 6	3:18.827 -		<u>0:56.043</u>	0:47.334	0:47.957	0:47.493	50
2	50	Nikita MISIULIA Nikita Misiulia	RUS Skoda Fabia	4 / 1 Race 2	3:18.856 -	0:00.029	0:51.977	0:48.029	0:47.656	<u>0:51.194</u>	45
3	16	Sergej ZAGUMENNOV Sergej Zagumennov	RUS Skoda Fabia	4 / 1 Race 6	3:20.344 -	0:01.517	0:52.743	0:48.096	0:47.591	<u>0:51.914</u>	42
4	10	Janno LIGUR Ligur Racing	EST Skoda Fabia	4 / 1 Race 5	3:21.160 -	0:02.333	0:53.218	<u>0:51.340</u>	0:48.402	0:48.200	40
5	18	LUIGI O.Z.S Racing Team	HUN Skoda Fabia	4 / 1 Race 4	3:21.426 -	0:02.599	0:53.515	0:47.866	0:48.418	<u>0:51.627</u>	39
6	89	Timur SHIGABUTDINOV Set Promotion	RUS Renault Twingo	4 / 1 Race 6	3:21.924 -	0:03.097	0:53.432	0:48.031	<u>0:51.971</u>	0:48.490	38
7	99	Janis BAUMANIS Janis Baumanis	LVA Renault Twingo	4 / 1 Race 6	3:22.426 -	0:03.599	0:54.669	<u>0:51.129</u>	0:48.253	0:48.375	37
8	8	Espen ISAKSAETRE Espen Isaksaetre	NOR Citroën Saxo	4 / 1 Race 5	3:22.686 -	0:03.859	0:52.837	0:49.023	<u>0:51.970</u>	0:48.856	36
9	22	Andreas STEFFEN ACN Buxtehude	DEU Skoda Fabia	4 / 1 Race 4	3:22.997 -	0:04.170	0:53.874	0:48.574	0:48.649	<u>0:51.900</u>	35
10	6	Kasparas NAVICKAS RIMO	LTU Skoda Fabia	4 / 1 Race 2	3:23.267 -	0:04.440	<u>0:57.587</u>	0:48.548	0:48.505	0:48.627	34
11	27	Siiim SALURI RS Team Racing	EST Citroën C2	4 / 1 Race 4	3:23.495 -	0:04.668	<u>0:57.180</u>	0:48.790	0:49.201	0:48.324	33
12	9	Glenn HAUG Glenn Haug	NOR Ford Fiesta	4 / 1 Race 3	3:23.710 -	0:04.883	0:53.680	0:48.758	<u>0:52.434</u>	0:48.838	32
13	88	Oscar SOLBERG Solberg Rally Event A/S	NOR Citroën C2	4 / 1 Race 5	3:23.886 -	0:05.059	0:54.455	<u>0:52.274</u>	0:48.494	0:48.663	31
14	46	Rasul MINNIKHANOV STK Namus	RUS Renault Twingo	4 / 1 Race 5	3:24.142 -	0:05.315	<u>0:59.198</u>	0:47.952	0:48.483	0:48.509	30
15	15	Ernestas STAPONKUS ASK Vilkyčiai	LTU VW Polo	4 / 1 Race 6	3:24.681 -	0:05.854	0:54.081	0:48.752	0:49.543	<u>0:52.305</u>	29
16	20	Magnus BERGSJOBRENDEN Magnus Bergsjobrenden	NOR Renault Clio	4 / 1 Race 3	3:27.242 -	0:08.415	<u>0:59.046</u>	0:49.596	0:49.160	0:49.440	28
17	38	Mandie AUGUST Mandie August	DEU Skoda Fabia	4 / 1 Race 2	3:27.289 -	0:08.462	0:54.718	0:49.678	0:49.674	<u>0:53.219</u>	27
18	19	Simon SYVERSEN Set Promotion	NOR Renault Clio	4 / 1 Race 5	3:27.501 -	0:08.674	<u>0:59.849</u>	0:48.541	0:48.240	0:50.871	26
19	23	Ada Marie HVAAL Even Hvaal	NOR Peugeot 207	4 / 1 Race 3	3:28.712 -	0:09.885	0:56.778	0:49.883	<u>0:52.656</u>	0:49.395	25
20	14	Lina Maria HOLT Lars Otto Holt	NOR Peugeot 207	4 / 1 Race 3	3:29.333 -	0:10.506	<u>0:59.886</u>	0:49.820	0:50.171	0:49.456	24
21	55	Lise Marie SANDMO Lise Marie Sandmo	NOR VW Polo	4 / 1 Race 4	3:29.928 -	0:11.101	0:55.301	0:50.248	<u>0:54.328</u>	0:50.051	23
22	3	Pavel VIMMER Czech National Team	CZE Skoda Fabia	4 / 1 Race 4	3:30.463 -	0:11.636	0:56.129	<u>0:54.377</u>	0:49.991	0:49.966	22
DNF	81	Mirko ZANNI Mirko Zanni	ITA Renault Clio	4 / 1 Race 3	- -	-	0:54.708	0:49.205	<u>1:21.258</u>	0:48.921	17
DNS	28	Thijs HEEZEN Thijs Heezen	NLD Ford Fiesta	0 / 0 Race	- -	-	-	-	-	-	0

These results are provisional until the conclusion of any judicial and technical inquires.

Höljesbanan (1210m)

Published at...	Clerk of the Course Morgan ÖSTLUND	Timekeeper Péter MAJOSHÁZI	
-----------------	---------------------------------------	-------------------------------	--

Printed: 7/5/2014 5:39:52 PM

Page 1 of 2

Super1600

SS - 09

Result of Heat 3

Pos.	No.	Driver Competitor/Entrant	Nat. Car Ch.	Laps/Joker Race Nr.	Total Tm Notice	Diff	Lap1	Lap2	Lap3	Lap4	Pts.
DNS	2	Ulrik LINNEMANN Ulrik Linnemann	DNK Peugeot 208	0 / 0 Race	-	-					0
DNS	17	Peter LINDGAARD Peter Lindgaard	DNK Opel Corsa	0 / 0 Race	-	-					0

These results are provisional until the conclusion of any judicial and technical inquiries.

Höljesbanan (1210m)

Published at...	Clerk of the Course Morgan ÖSTLUND	Timekeeper Péter MAJOSHÁZI	
-----------------	---------------------------------------	-------------------------------	--

Printed: 7/5/2014 5:39:52 PM

Page 2 of 2

Super1600

SS - 11

Result after Heat 3

Pos. No.	Driver Competitor/Entrant	Nat. Car Ch.	Heat 1	Heat 2	Heat 3	Heat 4	Heat Sum	Int. Pt.	SF1	SF2	Final	Ch. Pt.	Ch Sum
1 5	Ondrej SMETANA LS Racing	CZE Ford Fiesta	42 (3.) 3:22.092	50 (1.) 3:19.684	50 (1.) 3:18.827		142						
2 16	Sergej ZAGUMENNOV Sergej Zagumenov	RUS Skoda Fabia	45 (2.) 3:21.618	45 (2.) 3:20.904	42 (3.) 3:20.344		132						
3 99	Janis BAUMANIS Janis Baumanis	LVA Renault Twingo	39 (5.) 3:22.411	40 (4.) 3:21.751	37 (7.) 3:22.426		116						
4 10	Janno LIGUR Ligur Racing	EST Skoda Fabia	35 (9.) 3:24.396	37 (7.) 3:23.593	40 (4.) 3:21.160		112						
5 8	Espen ISAKSAETRE Espen Isaksaetre	NOR Citroën Saxo	37 (7.) 3:23.790	38 (6.) 3:23.390	36 (8.) 3:22.686		111						
6 15	Ernestas STAPONKUS ASK Vilkyčiai	LTU VW Polo	38 (6.) 3:23.551	42 (3.) 3:21.289	29 (15.) 3:24.681		109						
7 6	Kasparas NAVICKAS RIMO	LTU Skoda Fabia	50 (1.) 3:21.414	23 (21.) 3:51.015	34 (10.) 3:23.267		107						
8 18	LUIGI O.Z.S Racing Team	HUN Skoda Fabia	36 (8.) 3:24.323	30 (14.) 3:25.977	39 (5.) 3:21.426		105						
9 22	Andreas STEFFEN ACN Buxtehude	DEU Skoda Fabia	33 (11.) 3:24.980	32 (12.) 3:25.376	35 (9.) 3:22.997		100						
10 46	Rasul MINNIKHANOV STK Namus	RUS Renault Twingo	34 (10.) 3:24.606	35 (9.) 3:24.772	30 (14.) 3:24.142		99						
11 88	Oscar SOLBERG Solberg Rally Event A/S	NOR Citroën C2	31 (13.) 3:25.612	36 (8.) 3:24.436	31 (13.) 3:23.886		98						
12 27	Siim SALURI RS Team Racing	EST Citroën C2	28 (16.) 3:26.514	33 (11.) 3:25.046	33 (11.) 3:23.495		94						
13 9	Glenn HAUG Glenn Haug	NOR Ford Fiesta	30 (14.) 3:26.030	28 (16.) 3:27.714	32 (12.) 3:23.710		90						
14 50	Nikita MISIULIA Nikita Misiulia	RUS Skoda Fabia	40 (4.) 3:22.198	0 (26.) EXC	45 (2.) 3:18.856		85						
15 20	Magnus BERGSJOBRENDEN Magnus Bergsjobrenden	NOR Renault Clio	27 (17.) 3:26.874	27 (17.) 3:27.968	28 (16.) 3:27.242		82						
16 55	Lise Marie SANDMO Lise Marie Sandmo	NOR VW Polo	26 (18.) 3:30.300	31 (13.) 3:25.912	23 (21.) 3:29.928		80						
17 89	Timur SHIGABUTDINOV Set Promotion	RUS Renault Twingo	0 (26.) EXC	39 (5.) 3:22.806	38 (6.) 3:21.924		77						
18 19	Simon SYVERSEN Set Promotion	NOR Renault Clio	17 (23.) DNF	34 (10.) 3:24.817	26 (18.) 3:27.501		77						
19 81	Mirko ZANNI Mirko Zanni	ITA Renault Clio	32 (12.) 3:25.527	26 (18.) 3:28.087	17 (23.) DNF		75						
20 23	Ada Marie HVAAL Even Hvaal	NOR Peugeot 207	23 (21.) 3:48.359	25 (19.) 3:30.045	25 (19.) 3:28.712		73						
21 3	Pavel VIMMER Czech National Team	CZE Skoda Fabia	22 (22.) 4:22.300	29 (15.) 3:26.404	22 (22.) 3:30.463		73						
22 14	Lina Maria HOLT Lars Otto Holt	NOR Peugeot 207	24 (20.) 3:36.630	24 (20.) 3:34.167	24 (20.) 3:29.333		72						
23 38	Mandie AUGUST Mandie August	DEU Skoda Fabia	25 (19.) 3:34.914	17 (23.) DNF	27 (17.) 3:27.289		69						
24 28	Thijs HEEZEN Thijs Heezen	NLD Ford Fiesta	29 (15.) 3:26.187	17 (22.) DNF	0 (24.) DNS		46						

These results are provisional until the conclusion of any judicial and technical inquiries.

Höljesbanan (1210m)

Published at...	Clerk of the Course Morgan ÖSTLUND	Timekeeper Péter MAJOSHÁZI	
-----------------	---------------------------------------	-------------------------------	--

Printed: 7/5/2014 5:42:31 PM

Page 1 of 2

Super1600

SS - 11

Result after Heat 3

Pos. No.	Driver Competitor/Entrant	Nat. Car Ch.	Heat 1	Heat 2	Heat 3	Heat 4	Heat Sum	Int. Pt.	SF1	SF2	Final	Ch. Pt.	Ch Sum
25 2	Ulrik LINNEMANN Ulrik Linnemann	DNK Peugeot 208	0 (24.) DNS	0 (24.) DNS	0 (25.) DNS		0						
26 17	Peter LINDGAARD Peter Lindgaard	DNK Opel Corsa	0 (25.) DNS	0 (25.) DNS	0 (26.) DNS		0						

26 drivers

-
-

These results are provisional until the conclusion of any judicial and technical inquires.

Höljesbanan (1210m)

Published at...	Clerk of the Course Morgan ÖSTLUND	Timekeeper Péter MAJOSHÁZI	
-----------------	---------------------------------------	-------------------------------	--

Printed: 7/5/2014 5:42:31 PM

Page 2 of 2

Super1600

SS - 12

Warm-up Lap Times

Pos.	No.	Driver Competitor/Entrant	Nat.	Car Ch.	Best lap	Diff	Laps	Lap1 Lap5	Lap 2 Lap 6	Lap3 Lap7	Lap4 Lap8
1	16	Sergej ZAGUMENNOV Sergej Zagumennov	RUS	Skoda Fabia	0:47.832		1	0:47.832			
2	46	Rasul MINNIKHANOV STK Namus	RUS	Renault Twingo	0:48.088	0:00.256	3	0:48.088	4:04.329	0:51.485	
3	10	Janno LIGUR Ligur Racing	EST	Skoda Fabia	0:48.293	0:00.461	1	0:48.293			
4	89	Timur SHIGABUTDINOV Set Promotion	RUS	Renault Twingo	0:48.333	0:00.501	3	0:48.333	7:50.887	0:48.455	
5	15	Ernestas STAPONKUS ASK Vilkyčiai	LTU	VW Polo	0:48.389	0:00.557	3	0:48.431	4:12.948	0:48.389	
6	50	Nikita MISIULIA Nikita Misiulia	RUS	Skoda Fabia	0:48.427	0:00.595	1	0:48.427			
7	99	Janis BAUMANIS Janis Baumanis	LVA	Renault Twingo	0:48.509	0:00.677	3	0:48.528	7:41.788	0:48.509	
8	8	Espen ISAKSAETRE Espen Isaksaetre	NOR	Citroën Saxo	0:48.560	0:00.728	1	0:48.560			
9	6	Kasparas NAVICKAS RIMO	LTU	Skoda Fabia	0:49.023	0:01.191	1	0:49.023			
10	19	Simon SYVERSEN Set Promotion	NOR	Renault Clio	0:49.248	0:01.416	3	0:49.248	8:15.274	0:52.499	
11	27	Siim SALURI RS Team Racing	EST	Citroën C2	0:49.452	0:01.620	3	0:53.123	5:26.622	0:49.452	
12	22	Andreas STEFFEN ACN Buxtehude	DEU	Skoda Fabia	0:49.754	0:01.922	3	0:53.316	8:28.937	0:49.754	
13	38	Mandie AUGUST Mandie August	DEU	Skoda Fabia	0:50.035	0:02.203	1	0:50.035			
14	18	L. LUIGI O.Z.S Racing Team	HUN	Skoda Fabia	0:50.070	0:02.238	1	0:50.070			
15	3	Pavel VIMMER Czech National Team	CZE	Skoda Fabia	0:50.773	0:02.941	1	0:50.773			
16	23	Ada Marie HVAAL Even Hvaal	NOR	Peugeot 207	0:51.296	0:03.464	1	0:51.296			
17	88	Oscar SOLBERG Solberg Rally Event A/S	NOR	Citroën C2	0:51.923	0:04.091	1	0:51.923			
18	5	Ondrej SMETANA LS Racing	CZE	Ford Fiesta	0:52.151	0:04.319	1	0:52.151			
19	9	Glenn HAUG Glenn Haug	NOR	Ford Fiesta	0:52.811	0:04.979	1	0:52.811			
20	20	Magnus BERGSJOBRENDEN Magnus Bergsjobrenden	NOR	Renault Clio	0:53.016	0:05.184	1	0:53.016			
21	14	Lina Maria HOLT Lars Otto Holt	NOR	Peugeot 207	0:53.264	0:05.432	1	0:53.264			
22	55	Lise Marie SANDMO Lise Marie Sandmo	NOR	VW Polo	0:53.677	0:05.845	1	0:53.677			
23	81	Mirko ZANNI Mirko Zanni	ITA	Renault Clio	0:54.660	0:06.828	1	0:54.660			
DNF	28	Thijs HEEZEN Thijs Heezen	NLD	Ford Fiesta	0:00.000	-	0				
DNS	2	Ulrik LINNEMANN Ulrik Linnemann	DNK	Peugeot 208	-	-	0				

These results are provisional until the conclusion of any judicial and technical inquiries.

Höljesbanan (1210m)

Published at...	Clerk of the Course Morgan ÖSTLUND	Timekeeper Péter MAJOSHÁZI	
-----------------	---------------------------------------	-------------------------------	--

Printed: 7/6/2014 9:58:12 AM

Page 1 of 2

Super1600

SS - 12

Warm-up Lap Times

Pos.	No.	Driver Competitor/Entrant	Nat.	Car Ch.	Best lap	Diff	Laps	Lap1 Lap5	Lap 2 Lap 6	Lap3 Lap7	Lap4 Lap8
DNS	17	Peter LINDGAARD Peter Lindgaard	DNK	Opel Corsa	-	-	0				

Total:26 Drivers included DNS: 2 ,DNF: 1 , EXC: 0

These results are provisional until the conclusion of any judicial and technical inquiries.

Höljesbanan (1210m)

Published at...	Clerk of the Course Morgan ÖSTLUND	Timekeeper Péter MAJOSHÁZI	
-----------------	---------------------------------------	-------------------------------	--

Printed: 7/6/2014 9:58:12 AM

Page 2 of 2

Super1600

SS - 10

Provisional Grid Sheet for Heat 4 (Right Pole)

P5	P4	P3	P2	POLE
Race 1				
		17	2	28
Race 2				
		81	3	55
Race 3				
14	23	19	38	20
Race 4				
15	46	88	9	27
Race 5				
6	22	8	99	89
Race 6				
18	10	16	50	5

R1

28 Thijs HEEZEN NLD
2 Ulrik LINNEMANN DNK
17 Peter LINDGAARD DNK

R2

55 Lise Marie SANDMO NOR
3 Pavel VIMMER CZE
81 Mirko ZANNI ITA

R3

20 Magnus BERGSJOBRENDEN NOR
38 Mandie AUGUST DEU
19 Simon SYVERSEN NOR
23 Ada Marie HVAAL NOR
14 Lina Maria HOLT NOR

R4

27 Siim SALURI EST
9 Glenn HAUG NOR
88 Oscar SOLBERG NOR
46 Rasul MINNIKHANOV RUS
15 Ernestas STAPONKUS LTU

R5

89 Timur SHIGABUTDINOV RUS
99 Janis BAUMANIS LVA
8 Espen ISAKSAETRE NOR
22 Andreas STEFFEN DEU
6 Kasparas NAVICKAS LTU

R6

5 Ondrej SMETANA CZE
50 Nikita MISIULIA RUS
16 Sergej ZAGUMENNOV RUS
10 Janno LIGUR EST
18 LUIGI HUN

These results are provisional until the conclusion of any judicial and technical inquiries.

Höljesbanan (1210m)

Published at...	Clerk of the Course Morgan ÖSTLUND	Timekeeper Péter MAJOSHÁZI	
-----------------	---------------------------------------	-------------------------------	--

Printed: 7/5/2014 5:40:26 PM

Page 1 of 1

Super1600

SS - 16

Result of Heat 4

Modified

Pos.	No.	Driver Competitor/Entrant	Nat. Car Ch.	Laps/Joker Race Nr.	Total Tm Notice	Diff	Lap1	Lap2	Lap3	Lap4	Pts.
1	19	Simon SYVERSEN Set Promotion	NOR Renault Clio	4 / 1 Race 3	3:19.360 -		0:52.495	0:48.458	<u>0:51.458</u>	0:46.949	50
2	6	Kasparas NAVICKAS RIMO	LTU Skoda Fabia	4 / 1 Race 5	3:19.463 -	0:00.103	0:53.267	<u>0:51.173</u>	0:47.249	0:47.774	45
3	89	Timur SHIGABUTDINOV Set Promotion	RUS Renault Twingo	4 / 1 Race 5	3:20.004 -	0:00.644	<u>0:57.533</u>	0:47.610	0:47.074	0:47.787	42
4	81	Mirko ZANNI Mirko Zanni	ITA Renault Clio	4 / 1 Race 2	3:20.277 -	0:00.917	<u>0:56.799</u>	0:48.033	0:47.499	0:47.946	40
5	50	Nikita MISIULIA Nikita Misiulia	RUS Skoda Fabia	4 / 1 Race 6	3:20.696 -	0:01.336	0:53.552	<u>0:50.959</u>	0:47.463	0:48.722	39
6	88	Oscar SOLBERG Solberg Rally Event A/S	NOR Citroën C2	4 / 1 Race 4	3:20.726 -	0:01.366	<u>0:55.646</u>	0:48.160	0:47.933	0:48.987	38
7	8	Espen ISAKSAETRE Espen Isaksaetre	NOR Citroën Saxo	4 / 1 Race 5	3:20.797 -	0:01.437	0:52.886	0:47.966	0:48.060	<u>0:51.885</u>	37
8	99	Janis BAUMANIS Janis Baumanis	LVA Renault Twingo	4 / 1 Race 5	3:20.968 -	0:01.608	<u>0:57.826</u>	0:47.825	0:47.849	0:47.468	36
9	46	Rasul MINNIKHANOV STK Namus	RUS Renault Twingo	4 / 1 Race 4	3:20.990 -	0:01.630	0:53.625	<u>0:50.584</u>	0:47.761	0:49.020	35
10	16	Sergej ZAGUMENNOV Sergej Zagumennov	RUS Skoda Fabia	4 / 1 Race 6	3:21.006 -	0:01.646	0:52.656	0:48.323	0:48.047	<u>0:51.980</u>	34
11	5	Ondrej SMETANA LS Racing	CZE Ford Fiesta	4 / 1 Race 6	3:21.565 -	0:02.205	<u>0:57.495</u>	0:47.737	0:47.428	0:48.905	33
12	10	Janno LIGUR Ligur Racing	EST Skoda Fabia	4 / 1 Race 6	3:21.950 -	0:02.590	0:54.140	0:47.597	0:47.678	<u>0:52.535</u>	32
13	18	L. LUIGI O.Z.S Racing Team	HUN Skoda Fabia	4 / 2 Race 6	3:22.545 -	0:03.185	0:52.923	<u>0:50.683</u>	0:47.757	0:51.182	31
14	9	Glenn HAUG Glenn Haug	NOR Ford Fiesta	4 / 1 Race 4	3:23.864 -	0:04.504	0:54.986	0:48.058	<u>0:52.772</u>	0:48.048	30
15	55	Lise Marie SANDMO Lise Marie Sandmo	NOR VW Polo	4 / 1 Race 2	3:24.013 -	0:04.653	0:53.494	0:48.450	0:48.974	<u>0:53.095</u>	29
16	38	Mandie AUGUST Mandie August	DEU Skoda Fabia	4 / 1 Race 3	3:24.241 -	0:04.881	0:54.153	0:48.967	0:48.461	<u>0:52.660</u>	28
17	27	Siim SALURI RS Team Racing	EST Citroën C2	4 / 1 Race 4	3:24.329 -	0:04.969	<u>0:56.829</u>	0:49.028	0:50.573	0:47.899	27
18	28	Thijs HEEZEN Thijs Heezen	NLD Ford Fiesta	4 / 1 Race 2	3:24.331 -	0:04.971	0:54.562	0:48.136	<u>0:52.687</u>	0:48.946	26
19	20	Magnus BERGSJOBRENDEN Magnus Bergsjobrenden	NOR Renault Clio	4 / 1 Race 3	3:25.386 -	0:06.026	<u>0:57.674</u>	0:49.481	0:49.029	0:49.202	25
20	23	Ada Marie HVAAL Even Hvaal	NOR Peugeot 207	4 / 1 Race 3	3:27.867 -	0:08.507	0:55.023	<u>0:52.761</u>	0:48.897	0:51.186	24
21	22	Andreas STEFFEN ACN Buxtehude	DEU Skoda Fabia	4 / 1 Race 5	3:28.375 -	0:09.015	0:58.986	<u>0:52.629</u>	0:48.311	0:48.449	23
22	14	Lina Maria HOLT Lars Otto Holt	NOR Peugeot 207	4 / 1 Race 3	3:28.451 -	0:09.091	0:55.707	0:50.164	0:49.798	<u>0:52.782</u>	22
23	3	Pavel VIMMER Czech National Team	CZE Skoda Fabia	4 / 1 Race 2	3:51.263 -	0:31.903	<u>0:59.103</u>	0:49.339	0:51.023	1:11.798	21
DNS	2	Ulrik LINNEMANN Ulrik Linnemann	DNK Peugeot 208	0 / 0 Race	- -	-	-	-	-	-	0

These results are provisional until the conclusion of any judicial and technical inquires.

Höljesbanan (1210m)

Published at...	Clerk of the Course Morgan ÖSTLUND	Timekeeper Péter MAJOSHÁZI	
-----------------	---------------------------------------	-------------------------------	--

Printed: 7/6/2014 12:00:18 PM

Page 1 of 2

Super1600

SS - 16

Result of Heat 4

Modified

Pos.	No.	Driver Competitor/Entrant	Nat. Car Ch.	Laps/Joker Race Nr.	Total Tm Notice	Diff	Lap1	Lap2	Lap3	Lap4	Pts.
DNS	17	Peter LINDGAARD Peter Lindgaard	DNK Opel Corsa	0 / 0 Race	-	-					0
EXC	15	Ernestas STAPONKUS ASK Vilkyčiai	LTU VW Polo	4 / 1 Race 4	-	-	0:53.184	0:48.587	0:48.774	<u>0:53.274</u>	0

#18 False start, #15 Steward decision

These results are provisional until the conclusion of any judicial and technical inquires.

Höljesbanan (1210m)

Published at...	Clerk of the Course Morgan ÖSTLUND	Timekeeper Péter MAJOSHÁZI	
-----------------	---------------------------------------	-------------------------------	--

Printed: 7/6/2014 12:00:18 PM

Page 2 of 2

Super1600

SS - 17

Intermediate Classification

Modified

Pos. No.	Driver Competitor/Entrant	Nat. Car	Heat 1	Heat 2	Heat 3	Heat 4	Heat Sum	Int. Pt.	SF1	SF2	Final	Ch. Pt.	Ch. Sum
1 5	Ondrej SMETANA LS Racing	CZE Ford Fiesta	42 (3.) 3:22.092	50 (1.) 3:19.684	50 (1.) 3:18.827	33 (11.) 3:21.565	175	16				16	70
2 16	Sergej ZAGUMENNOV Sergej Zagumenov	RUS Skoda Fabia	45 (2.) 3:21.618	45 (2.) 3:20.904	42 (3.) 3:20.344	34 (10.) 3:21.006	166	15				15	116
3 6	Kasparas NAVICKAS RIMO	LTU Skoda Fabia	50 (1.) 3:21.414	23 (21.) 3:51.015	34 (10.) 3:23.267	45 (2.) 3:19.463	152	14				14	61
4 99	Janis BAUMANIS Janis Baumanis	LVA Renault Twingo	39 (5.) 3:22.411	40 (4.) 3:21.751	37 (7.) 3:22.426	36 (8.) 3:20.968	152	13				13	83
5 8	Espen ISAKSAETRE Espen Isaksætre	NOR Citroën Saxo	37 (7.) 3:23.790	38 (6.) 3:23.390	36 (8.) 3:22.686	37 (7.) 3:20.797	148	12				12	29
6 10	Janno LIGUR Ligur Racing	EST Skoda Fabia	35 (9.) 3:24.396	37 (7.) 3:23.593	40 (4.) 3:21.160	32 (12.) 3:21.950	144	11				11	37
7 88	Oscar SOLBERG Solberg Rally Event A/S	NOR Citroën C2	31 (13.) 3:25.612	36 (8.) 3:24.436	31 (13.) 3:23.886	38 (6.) 3:20.726	136	10				10	10
8 18	L. LUIGI O.Z.S Racing Team	HUN Skoda Fabia	36 (8.) 3:24.323	30 (14.) 3:25.977	39 (5.) 3:21.426	31 (13.) 3:22.545	136	9				9	9
9 46	Rasul MINNIKHANOV STK Namus	RUS Renault Twingo	34 (10.) 3:24.606	35 (9.) 3:24.772	30 (14.) 3:24.142	35 (9.) 3:20.990	134	8				8	53
10 19	Simon SYVERSEN Set Promotion	NOR Renault Clio	17 (23.) DNF	34 (10.) 3:24.817	26 (18.) 3:27.501	50 (1.) 3:19.360	127	7				7	7
11 50	Nikita MISIULIA Nikita Misiulia	RUS Skoda Fabia	40 (4.) 3:22.198	0 (26.) EXC	45 (2.) 3:18.856	39 (5.) 3:20.696	124	6				6	94
12 22	Andreas STEFFEN ACN Buxtehude	DEU Skoda Fabia	33 (11.) 3:24.980	32 (12.) 3:25.376	35 (9.) 3:22.997	23 (21.) 3:28.375	123	5				5	42
13 27	Siim SALURI RS Team Racing	EST Citroën C2	28 (16.) 3:26.514	33 (11.) 3:25.046	33 (11.) 3:23.495	27 (17.) 3:24.329	121	4				4	14
14 9	Glenn HAUG Glenn Haug	NOR Ford Fiesta	30 (14.) 3:26.030	28 (16.) 3:27.714	32 (12.) 3:23.710	30 (14.) 3:23.864	120	3				3	7
15 89	Timur SHIGABUTDINOV Set Promotion	RUS Renault Twingo	0 (26.) EXC	39 (5.) 3:22.806	38 (6.) 3:21.924	42 (3.) 3:20.004	119	2				2	69
16 81	Mirko ZANNI Mirko Zanni	ITA Renault Clio	32 (12.) 3:25.527	26 (18.) 3:28.087	17 (23.) DNF	40 (4.) 3:20.277	115	1				1	1
17 55	Lise Marie SANDMO Lise Marie Sandmo	NOR VW Polo	26 (18.) 3:30.300	31 (13.) 3:25.912	23 (21.) 3:29.928	29 (15.) 3:24.013	109	0				0	0
18 15	Ernestas STAPONKUS ASK Vilkyčiai	LTU VW Polo	38 (6.) 3:23.551	42 (3.) 3:21.289	29 (15.) 3:24.681	0 (26.) EXC	109	0				0	33
19 20	Magnus BERGSJOBRENDEN Magnus Bergsjobrenden	NOR Renault Clio	27 (17.) 3:26.874	27 (17.) 3:27.968	28 (16.) 3:27.242	25 (19.) 3:25.386	107	0				0	0
20 38	Mandie AUGUST Mandie August	DEU Skoda Fabia	25 (19.) 3:34.914	17 (23.) DNF	27 (17.) 3:27.289	28 (16.) 3:24.241	97	0				0	0
21 23	Ada Marie HVAAL Even Hvaal	NOR Peugeot 207	23 (21.) 3:48.359	25 (19.) 3:30.045	25 (19.) 3:28.712	24 (20.) 3:27.867	97	0				0	0
22 14	Lina Maria HOLT Lars Otto Holt	NOR Peugeot 207	24 (20.) 3:36.630	24 (20.) 3:34.167	24 (20.) 3:29.333	22 (22.) 3:28.451	94	0				0	0
23 3	Pavel VIMMER Czech National Team	CZE Skoda Fabia	22 (22.) 4:22.300	29 (15.) 3:26.404	22 (22.) 3:30.463	21 (23.) 3:51.263	94	0				0	37

These results are provisional until the conclusion of any judicial and technical inquires.

Höljesbanan (1210m)

Published at...	Clerk of the Course Morgan ÖSTLUND	Timekeeper Péter MAJOSHÁZI	
-----------------	---------------------------------------	-------------------------------	--

Printed: 7/6/2014 12:00:56 PM

Page 1 of 2

Super1600

SS - 17

Intermediate Classification

Modified

Pos. No.	Driver Competitor/Entrant	Nat. Car	Heat 1	Heat 2	Heat 3	Heat 4	Heat Sum	Int. Pt.	SF1	SF2	Final	Ch. Pt.	Ch. Sum
24 28	Thijs HEEZEN Thijs Heezen	NLD Ford Fiesta	29 (15.) 3:26.187	17 (22.) DNF	0 (24.) DNS	26 (18.) 3:24.331	72	0				0	0
25 17	Peter LINDGAARD Peter Lindgaard	DNK Opel Corsa	0 (25.) DNS	0 (25.) DNS	0 (26.) DNS	0 (25.) DNS	0	0				0	0
26 2	Ulrik LINNEMANN Ulrik Linnemann	DNK Peugeot 208	0 (24.) DNS	0 (24.) DNS	0 (25.) DNS	0 (24.) DNS	0	0				0	92

26 drivers

-
-

These results are provisional until the conclusion of any judicial and technical inquires.

Höljesbanan (1210m)

Published at...	Clerk of the Course Morgan ÖSTLUND	Timekeeper Péter MAJOSHÁZI	
-----------------	---------------------------------------	-------------------------------	--

Printed: 7/6/2014 12:00:56 PM

Page 2 of 2

Super1600

SS - 18

Provisional Grid for Semi-Finals

Semi-Final 1

Row 1

5	Ondrej SMETANA LS Racing	CZE	Ford Fiesta Super1600
6	Kasparas NAVICKAS RIMO	LTU	Skoda Fabia Super1600

Sporting Regulation 15.6.3 : If a driver is unable to take his place in a Semi-Final, he will be substituted by the next qualifier (the highest placed driver in the intermediate classification not already in the Semi-Finals). Any such substitute(s) will take the last place(s) on the grid with those ahead of them moving up to fill the place left by the non-starter(s).

Row 2

8	Espen ISAKSAETRE Espen Isaksaetre	NOR	Citroën Saxo Super1600
88	Oscar SOLBERG Solberg Rally Event A/S	NOR	Citroën C2 Super1600

Row 3

46	Rasul MINNIKHANOV STK Namus	RUS	Renault Twingo Super1600
50	Nikita MISIULIA Nikita Misiulia	RUS	Skoda Fabia Super1600

Semi-Final 2

Row 1

16	Sergej ZAGUMENNOV Sergej Zagumennov	RUS	Skoda Fabia Super1600
99	Janis BAUMANIS Janis Baumanis	LVA	Renault Twingo Super1600

Row 2

10	Janno LIGUR Ligur Racing	EST	Skoda Fabia Super1600
18	L. LUIGI O.Z.S Racing Team	HUN	Skoda Fabia Super1600

Row 3

19	Simon SYVERSEN Set Promotion	NOR	Renault Clio Super1600
22	Andreas STEFFEN ACN Buxtehude	DEU	Skoda Fabia Super1600

Next qualifier (13-)

13	27 Siim SALURI	EST	23	3 Pavel VIMMER	CZE
14	9 Glenn HAUG	NOR	24	28 Thijs HEEZEN	NLD
15	89 Timur SHIGABUTDINOV	RUS	25	17 Peter LINDGAARD	DNK
16	81 Mirko ZANNI	ITA	26	2 Ulrik LINNEMANN	DNK
17	55 Lise Marie SANDMO	NOR			
18	15 Ernestas STAPONKUS	LTU			
19	20 Magnus BERGSJOBRENDEN	NOR			
20	38 Mandie AUGUST	DEU			
21	23 Ada Marie HVAAL	NOR			
22	14 Lina Maria HOLT	NOR			

These results are provisional until the conclusion of any judicial and technical inquiries.

Höljesbanan (1210m)

Published at...	Clerk of the Course Morgan ÖSTLUND	Timekeeper Péter MAJOSHÁZI	
-----------------	---------------------------------------	-------------------------------	--

Printed: 7/6/2014 12:01:40 PM

Page 1 of 1

Super1600

SS - 18

Results of Semi-finals

Semi-final 1

Pos.	No.	Driver Competitor/Entrant	Nat.	Car	Laps	Total Tm Notice	Diff	JL	Lap1 Lap5	Lap 2 Lap 6	Lap3 Lap7	Lap4 Lap8	Ch. Pt.
1	5	Ondrej SMETANA LS Racing	CZE	Ford Fiesta	6	4:51.870 -		1	0:52.101 <u>0:50.506</u>	0:47.263 0:47.940	0:47.175	0:46.885	6
2	6	Kasparas NAVICKAS RIMO	LTU	Skoda Fabia	6	4:53.107 -	0:01.237	1	0:53.091 <u>0:51.255</u>	0:47.222 0:47.573	0:46.832	0:47.134	5
3	50	Nikita MISIULIA Nikita Misiulia	RUS	Skoda Fabia	6	4:54.786 -	0:02.916	1	0:55.054 0:47.077	0:47.580 0:47.522	0:47.132	<u>0:50.421</u>	4
4	46	Rasul MINNIKHANOV STK Namus	RUS	Renault Twingo	6	5:04.965 -	0:13.095	1	0:53.369 0:47.194	<u>0:50.989</u> 0:47.155	0:56.721	0:49.537	3
5	88	Oscar SOLBERG Solberg Rally Event A/S	NOR	Citroën C2	6	5:22.284 -	0:30.414	1	0:54.361 0:54.184	<u>0:52.540</u> 0:54.065	0:53.756	0:53.378	2
6	8	Espen ISAKSAETRE Espen Isaksaetre	NOR	Citroën Saxo	0	0:00.000 -	+6 LAP	0					1

Semi-final 2

Pos.	No.	Driver Competitor/Entrant	Nat.	Car	Laps	Total Tm Notice	Diff	JL	Lap1 Lap5	Lap 2 Lap 6	Lap3 Lap7	Lap4 Lap8	Ch. Pt.
1	16	Sergej ZAGUMENNOV Sergej Zagumennov	RUS	Skoda Fabia	6	4:50.734 -		1	0:51.388 0:47.300	0:47.626 0:47.195	<u>0:50.117</u>	0:47.108	6
2	10	Janno LIGUR Ligur Racing	EST	Skoda Fabia	6	4:53.864 -	0:03.130	1	0:52.746 0:47.366	<u>0:50.676</u> 0:48.358	0:47.366	0:47.352	5
3	22	Andreas STEFFEN ACN Buxtehude	DEU	Skoda Fabia	6	5:00.352 -	0:09.618	1	<u>0:57.543</u> 0:51.868	0:47.987 0:47.281	0:47.945	0:47.728	4
4	19	Simon SYVERSEN Set Promotion	NOR	Renault Clio	6	5:01.286 -	0:10.552	1	<u>0:56.785</u> 0:49.946	0:47.361 0:50.542	0:48.148	0:48.504	3
5	18	L. LUIGI O.Z.S Racing Team	HUN	Skoda Fabia	0	0:00.000 -	+6 LAP	0					2
EXC	99	Janis BAUMANIS Janis Baumanis	LVA	Renault Twingo	6	4:53.707 -		1	0:53.082 0:47.367	<u>0:51.464</u> 0:47.762	0:46.864	0:47.168	0

#99 Black flag

These results are provisional until the conclusion of any judicial and technical inquires.

Höljesbanan (1210m)

Published at...	Clerk of the Course Morgan ÖSTLUND	Timekeeper Péter MAJOSHÁZI	
-----------------	---------------------------------------	-------------------------------	--

Printed: 7/6/2014 1:41:38 PM

Page 1 of 1

Super1600

SS - 19

Provisional Grid for-Final

Final

Row 1

5	Ondrej SMETANA LS Racing	CZE	Ford Fiesta Super1600
16	Sergej ZAGUMENNOV Sergej Zagumennov	RUS	Skoda Fabia Super1600

Row 2

6	Kasparas NAVICKAS RIMO	LTU	Skoda Fabia Super1600
10	Janno LIGUR Ligur Racing	EST	Skoda Fabia Super1600

Row 3

50	Nikita MISIULIA Nikita Misiulia	RUS	Skoda Fabia Super1600
22	Andreas STEFFEN ACN Buxtehude	DEU	Skoda Fabia Super1600

Sporting Regulation 15.6.4 : If a driver is unable to take his place in the Final, he will be substituted by the next qualifier (the Semi-finalist with the highest points score in the event who is not already in the Final).

-
-

Next qualifier (7-)

8	Espen ISAKSAETRE	NOR	13
99	Janis BAUMANIS	LVA	13
88	Oscar SOLBERG	NOR	12
46	Rasul MINNIKHANOV	RUS	11
18	L. LUIGI	HUN	11
19	Simon SYVERSEN	NOR	10

These results are provisional until the conclusion of any judicial and technical inquiries.

Höljesbanan (1210m)

Published at...	Clerk of the Course Morgan ÖSTLUND	Timekeeper Péter MAJOSHÁZI	
-----------------	---------------------------------------	-------------------------------	--

Printed: 7/6/2014 1:42:43 PM

Page 1 of 1

Super1600

SS - 20

Result of Final

Pos.	No.	Driver Competitor/Entrant	Nat.	Car	Laps	Total Tm	Diff	JL	Lap1 Lap5	Lap 2 Lap 6	Lap3 Lap7	Lap4 Lap8	Ch. Pt.
1	16	Sergej ZAGUMENNOV Sergej Zagumennov	RUS	Skoda Fabia	6	4:56.217		1	0:52.454 0:51.217	0:48.192 0:47.709	0:48.459	0:48.186	8
2	5	Ondrej SMETANA LS Racing	CZE	Ford Fiesta	6	4:57.727	0:01.510	1	0:52.534 0:47.516	0:50.673 0:47.650	0:48.316	0:51.038	5
3	50	Nikita MISIULIA Nikita Misiulia	RUS	Skoda Fabia	6	4:59.817	0:03.600	1	0:57.337 0:47.824	0:49.139 0:48.156	0:49.320	0:48.041	4
4	6	Kasparas NAVICKAS RIMO	LTU	Skoda Fabia	6	5:03.151	0:06.934	1	0:56.856 0:49.272	0:48.927 0:48.749	0:50.435	0:48.912	3
5	10	Janno LIGUR Ligur Racing	EST	Skoda Fabia	6	5:09.102	0:12.885	1	0:52.972 0:50.836	0:51.665 0:50.798	0:52.259	0:50.572	2
6	22	Andreas STEFFEN ACN Buxtehude	DEU	Skoda Fabia	6	5:12.311	0:16.094	1	0:54.536 0:49.737	0:53.132 0:48.653	0:56.565	0:49.688	1

#6 Warning flag

These results are provisional until the conclusion of any judicial and technical inquires.

Höljesbanan (1210m)

Published at...	Clerk of the Course Morgan ÖSTLUND	Timekeeper Péter MAJOSHÁZI	
-----------------	---------------------------------------	-------------------------------	--

Printed: 7/6/2014 3:04:12 PM

Page 1 of 1

Super1600

SS - 23

Official results

Pos. No.	Driver Competitor/Entrant	Nat. Car	Heat 1	Heat 2	Heat 3	Heat 4	Heat Sum	Int. Pt.	SF1	SF2	Final	Ch. Pt.	Ch Sum
1 16	Sergej ZAGUMENNOV Sergej Zagumenov	RUS Skoda Fabia	45 (2.) 3:21.618	45 (2.) 3:20.904	42 (3.) 3:20.344	34 (10.) 3:21.006	166	15		6 (1.) 4:50.734	8 (1.) 4:56.217	29	130
2 5	Ondrej SMETANA LS Racing	CZE Ford Fiesta	42 (3.) 3:22.092	50 (1.) 3:19.684	50 (1.) 3:18.827	33 (11.) 3:21.565	175	16	6 (1.) 4:51.870		5 (2.) 4:57.727	27	81
3 50	Nikita MISIULIA Nikita Misiulia	RUS Skoda Fabia	40 (4.) 3:22.198	0 (26.) EXC	45 (2.) 3:18.856	39 (5.) 3:20.696	124	6	4 (3.) 4:54.786		4 (3.) 4:59.817	14	102
4 6	Kasparas NAVICKAS RIMO	LTU Skoda Fabia	50 (1.) 3:21.414	23 (21.) 3:51.015	34 (10.) 3:23.267	45 (2.) 3:19.463	152	14	5 (2.) 4:53.107		3 (4.) 5:03.151	22	69
5 10	Janno LIGUR Ligur Racing	EST Skoda Fabia	35 (9.) 3:24.396	37 (7.) 3:23.593	40 (4.) 3:21.160	32 (12.) 3:21.950	144	11		5 (2.) 4:53.864	2 (5.) 5:09.102	18	44
6 22	Andreas STEFFEN ACN Buxtehude	DEU Skoda Fabia	33 (11.) 3:24.980	32 (12.) 3:25.376	35 (9.) 3:22.997	23 (21.) 3:28.375	123	5		4 (3.) 5:00.352	1 (6.) 5:12.311	10	47
7 99	Janis BAUMANIS Janis Baumanis	LVA Renault Twingo	39 (5.) 3:22.411	40 (4.) 3:21.751	37 (7.) 3:22.426	36 (8.) 3:20.968	152	13		0 (6.) 4:53.707		13	83
8 8	Espen ISAKSAETRE Espen Isaksaetre	NOR Citroën Saxo	37 (7.) 3:23.790	38 (6.) 3:23.390	36 (8.) 3:22.686	37 (7.) 3:20.797	148	12	1 (6.) +6 LAP			13	30
9 88	Oscar SOLBERG Solberg Rally Event A/S	NOR Citroën C2	31 (13.) 3:25.612	36 (8.) 3:24.436	31 (13.) 3:23.886	38 (6.) 3:20.726	136	10	2 (5.) 5:22.284			12	12
10 18	L. LUIGI O.Z.S Racing Team	HUN Skoda Fabia	36 (8.) 3:24.323	30 (14.) 3:25.977	39 (5.) 3:21.426	31 (13.) 3:22.545	136	9		2 (5.) +6 LAP		11	11
11 46	Rasul MINNIKHANOV STK Namus	RUS Renault Twingo	34 (10.) 3:24.606	35 (9.) 3:24.772	30 (14.) 3:24.142	35 (9.) 3:20.990	134	8	3 (4.) 5:04.965			11	56
12 19	Simon SYVERSEN Set Promotion	NOR Renault Clio	17 (23.) DNF	34 (10.) 3:24.817	26 (18.) 3:27.501	50 (1.) 3:19.360	127	7		3 (4.) 5:01.286		10	10
13 27	Siim SALURI RS Team Racing	EST Citroën C2	28 (16.) 3:26.514	33 (11.) 3:25.046	33 (11.) 3:23.495	27 (17.) 3:24.329	121	4				4	14
14 9	Glenn HAUG Glenn Haug	NOR Ford Fiesta	30 (14.) 3:26.030	28 (16.) 3:27.714	32 (12.) 3:23.710	30 (14.) 3:23.864	120	3				3	7
15 89	Timur SHIGABUTDINOV Set Promotion	RUS Renault Twingo	0 (26.) EXC	39 (5.) 3:22.806	38 (6.) 3:21.924	42 (3.) 3:20.004	119	2				2	69
16 81	Mirko ZANNI Mirko Zanni	ITA Renault Clio	32 (12.) 3:25.527	26 (18.) 3:28.087	17 (23.) DNF	40 (4.) 3:20.277	115	1				1	1
17 55	Lise Marie SANDMO Lise Marie Sandmo	NOR VW Polo	26 (18.) 3:30.300	31 (13.) 3:25.912	23 (21.) 3:29.928	29 (15.) 3:24.013	109	0				0	0
18 15	Ernestas STAPONKUS ASK Vilkyčiai	LTU VW Polo	38 (6.) 3:23.551	42 (3.) 3:21.289	29 (15.) 3:24.681	0 (26.) EXC	109	0				0	33
19 20	Magnus BERGSJOBRENDEN Magnus Bergsjobrenden	NOR Renault Clio	27 (17.) 3:26.874	27 (17.) 3:27.968	28 (16.) 3:27.242	25 (19.) 3:25.386	107	0				0	0
20 38	Mandie AUGUST Mandie August	DEU Skoda Fabia	25 (19.) 3:34.914	17 (23.) DNF	27 (17.) 3:27.289	28 (16.) 3:24.241	97	0				0	0
21 23	Ada Marie HVAAL Even Hvaal	NOR Peugeot 207	23 (21.) 3:48.359	25 (19.) 3:30.045	25 (19.) 3:28.712	24 (20.) 3:27.867	97	0				0	0
22 14	Lina Maria HOLT Lars Otto Holt	NOR Peugeot 207	24 (20.) 3:36.630	24 (20.) 3:34.167	24 (20.) 3:29.333	22 (22.) 3:28.451	94	0				0	0
23 3	Pavel VIMMER Czech National Team	CZE Skoda Fabia	22 (22.) 4:22.300	29 (15.) 3:26.404	22 (22.) 3:30.463	21 (23.) 3:51.263	94	0				0	37

Höljesbanan (1210m)

Published at...	Steward Trond BAKKOM	Steward Gérard CHAIX	Steward Bengt Göran GRENANDER	
-----------------	-------------------------	-------------------------	----------------------------------	--

Super1600

SS - 23

Official results

Pos. No.	Driver Competitor/Entrant	Nat. Car	Heat 1	Heat 2	Heat 3	Heat 4	Heat Sum	Int. Pt.	SF1	SF2	Final	Ch. Pt.	Ch Sum
24 28	Thijs HEEZEN Thijs Heezen	NLD Ford Fiesta	29 (15.) 3:26.187	17 (22.) DNF	0 (24.) DNS	26 (18.) 3:24.331	72	0				0	0
25 17	Peter LINDGAARD Peter Lindgaard	DNK Opel Corsa	0 (25.) DNS	0 (25.) DNS	0 (26.) DNS	0 (25.) DNS	0	0				0	0
26 2	Ulrik LINNEMANN Ulrik Linnemann	DNK Peugeot 208	0 (24.) DNS	0 (24.) DNS	0 (25.) DNS	0 (24.) DNS	0	0				0	92

Subject of the anti doping control
Subject of the final scruteneering

Höljesbanan (1210m)

Published at...	Steward Trond BAKKOM	Steward Gérard CHAIX	Steward Bengt Göran GRENANDER	
-----------------	-------------------------	-------------------------	----------------------------------	--

Page 2 of 2

Super1600

SS - 24

Provisional Championship standing WorldRX

Pos.	No.	Driver	Nat.	Car	Rd1 POR	Rd2 GBR	Rd3 NOR	Rd4 FIN	Rd5 SWE	Rd6 BEL	Rd7 CAN	Rd8 FRA	Rd9 GER	Rd10 ITA	Rd11 TUR	Rd12 ARG	Pen.	Ch. Pt
1	16	Sergej ZAGUMENNOV	RUS	Skoda Fabia	28	29	22	22	29								0	130
2	50	Nikita MISIULIA	RUS	Skoda Fabia	25	20	13	30	14								0	102
3	2	Ulrik LINNEMANN	DNK	Peugeot 208	22	26	23	21	0								0	92
4	99	Janis BAUMANIS	LVA	Renault Twingo	17	0	30	23	13								0	83
5	5	Ondrej SMETANA	CZE	Ford Fiesta	13	14	16	11	27								0	81
6	6	Kasparas NAVICKAS	LTU	Skoda Fabia	13	20	14	0	22								0	69
7	89	Timur SHIGABUTDINOV	RUS	Renault Twingo	22	14	18	13	2								0	69
8	46	Rasul MINNIKHANOV	RUS	Renault Twingo	8	6	12	19	11								0	56
9	22	Andreas STEFFEN	DEU	Skoda Fabia	6	15	8	8	10								0	47
10	10	Janno LIGUR	EST	Skoda Fabia	0		9	17	18								0	44
11	3	Pavel VIMMER	CZE	Skoda Fabia	9	15	3	10	0								0	37
12	15	Ernestas STAPONKUS	LTU	VW Polo	0	15	9	9	0								0	33
13	8	Espen ISAKSAETRE	NOR	Citroën Saxo	0		17		13								0	30
14	25	Rudolf SCHAFFER	FRA	Citroën DS3	12	6											0	18
15	66	Vaclav VEVERKA	CZE	Peugeot 206	16												0	16
16	27	Siim SALURI	EST	Citroën C2	0	1	1	8	4								0	14
17	88	Oscar SOLBERG	NOR	Citroën C2	0		0		12								0	12
18	18	L. LUIGI	HUN	Skoda Fabia	0				11								0	11
19	19	Simon SYVERSEN	NOR	Renault Clio	0				10								0	10
20	4	Jaroslav VANCIK	CZE	Citroën C2	0	8											0	8
21	9	Glenn HAUG	NOR	Ford Fiesta	0		4		3								0	7
22	83	Christian PETRAKOVITS	AUT	VW Polo	0	7											0	7
23	7	Denis SALIKOV	RUS	Skoda Fabia	4		2										0	6
24	13	Zdenek KUCERA	CZE	Skoda Fabia	3	2											0	5
25	11	Davy VAN DEN BRANDENBEL		Citroën DS3	0	3											0	3
26	42	Antonio TEIXEIRA	PRT	Ford Fiesta	2												0	2
27	81	Mirko ZANNI	ITA	Renault Clio	0				1								0	1
28	41	José POLONIO	PRT	Citroën Saxo	1												0	1
29	47	Andre KURG	EST	Skoda Fabia	0			0									0	0
30	28	Thijs HEEZEN	NLD	Ford Fiesta	0				0								0	0
31	29	Dave VAN BEERS	BEL	Renault Clio	0	0											0	0
32	38	Mandie AUGUST	DEU	Skoda Fabia	0				0								0	0

Höljesbanan (1210m)

Super1600

SS - 24

Provisional Championship standing WorldRX

Pos.	No.	Driver	Nat.	Car	Rd1	Rd2	Rd3	Rd4	Rd5	Rd6	Rd7	Rd8	Rd9	Rd10	Rd11	Rd12	Pen.	Ch. Pt
					POR	GBR	NOR	FIN	SWE	BEL	CAN	FRA	GER	ITA	TUR	ARG		
33	55	Lise Marie SANDMO	NOR	VW Polo	0		0		0								0	0
34	62	Phil CHICKEN	GBR	Citroën C2	0	0											0	0
35	14	Lina Maria HOLT	NOR	Peugeot 207	0		0		0								0	0
36	17	Peter LINDGAARD	DNK	Opel Corsa	0				0								0	0
37	20	Magnus BERGSJOBRENDEN	NOR	Renault Clio	0				0								0	0
38	23	Ada Marie HVAAL	NOR	Peugeot 207	0		0		0								0	0

Höljesbanan (1210m)

TouringCar

TC - 01

List of starters

No.	Driver	Nat.	Competitor/Entrant	Car	Licence	Competitor Lic.	Ch.
1	2	David NORDGARD	NOR	David Nordgard	Ford Fiesta	IRAC 33817	AN 33817
2	3	Anders BRATEN	NOR	Anders Braten	Ford Fiesta	IRAC 39490	AN 39490
3	4	Kjetil LARSEN	NOR	Kjetil Larsen	Skoda Fabia	IRC 28671	IRC 28671
4	5	Per Magne ROYRAS	NOR	Per Magne Royras	Peugeot 206	IRAC 24593	IRAC 24593
5	6	Daniel LUNDH	SWE	Daniel Lundh	Volvo C30	198804106212	198804106212
6	10	Hans Borge OVESEN	NOR	Hans Borge Ovesen	Ford Focus	IRC36338	AN36338
7	11	Fredrik SALSTEN	NOR	Salsten Racing	Citroën DS3	IRAC 48767	318
8	12	Fredrik MAGNUSSEN	NOR	Fredrik Magnussen	Ford Fiesta	IRC39878	AN39878
9	14	Kjetil TANGEN	NOR	Kjetil Tangen	Ford Fiesta	IKO21028	AN 21028
10	15	Camilla ANTONSEN	NOR	Camilla Antonsen	Ford Fiesta	IKO17932	AN17932
11	16	Ben-Philip GUNDERSEN	NOR	Ben-Philip Gundersen	Ford Fiesta	30408	30408
12	17	Ernst Holten LEIFSEN	NOR	Ernst Holten Leifsen	Citroën DS3	IRAC28347	28347
13	18	Pekka MUSTAKALLIO	FIN	Pekka Mustakallio	Ford Fiesta	29495421	29495421
14	19	Jari JÄRVENPÄÄ	FIN	Jari Järvenpää	Ford Fiesta	21843204	21843204
15	42	Roger ENLUND	SWE	Roger Enlund	Ford Fiesta	197112046953	197112046953
16	49	Patrick MERTENS	BEL	RT Titanic	VW Polo	697246	800646
17	53	Cato ERGA	NOR	Cato Erga	Volvo C30	IRAC 36295	AN 36295
18	55	Christian SANDMO	NOR	Christian Sandmo	Citroën Xsara	IRAC29874	AN29874
19	64	Tom Daniel TANEVIK	NOR	Tom Daniel Tanevik	Mazda RX8	IRAC 23774	AN 23774
20	73	Torleif LONA	NOR	Torleif Lona	Ford Fiesta	IRAC 30328	AN 30328
21	89	Ruve VESKI	EST	Elea Racing	BMW 120	227	017
22	93	Robert AAMODT	NOR	Robert Aamodt	Citroën C4	IRAC25490	AN25490
23	95	Philip GEHRMAN	SWE	Philip Gehrman	Ford Fiesta	199510252811	199510252811

23 drivers

These results are provisional until the conclusion of any judicial and technical inquiries.

Höljesbanan (1210m)

Published at...	Clerk of the Course Morgan ÖSTLUND	Timekeeper Péter MAJOSHÁZI	
-----------------	---------------------------------------	-------------------------------	--

Printed: 7/5/2014 12:50:28 AM

Page 1 of 1

TouringCar

TC - 03

Free Practice 1 Lap Times

Pos.	No.	Driver Competitor/Entrant	Nat. Car Ch.	Best lap	Diff	Laps	Lap1 Lap5	Lap 2 Lap 6	Lap3 Lap7	Lap4 Lap8
1	6	Daniel LUNDH Daniel Lundh	SWE Volvo C30	0:47.440		7	0:56.353 0:49.160	0:47.567 0:52.494	0:47.440 0:49.540	5:15.664
2	16	Ben-Philip GUNDERSEN Ben-Philip Gundersen	NOR Ford Fiesta	0:48.151	0:00.711	7	0:48.893 0:48.249	0:52.519 0:52.041	0:48.161 0:48.151	2:47.625
3	11	Fredrik SALSTEN Salsten Racing	NOR Citroën DS3	0:48.339	0:00.899	7	0:49.490 0:48.603	0:49.931 0:48.339	0:53.064 0:49.306	3:50.023
4	53	Cato ERGA Cato Erga	NOR Volvo C30	0:48.373	0:00.933	7	0:48.807 0:52.020	0:54.271 0:48.373	0:49.210 0:48.858	3:03.402
5	2	David NORDGARD David Nordgard	NOR Ford Fiesta	0:48.598	0:01.158	3	0:51.651	0:55.072	0:48.598	
6	17	Ernst Holten LEIFSEN Ernst Holten Leifsen	NOR Citroën DS3	0:48.607	0:01.167	3	0:55.013	0:49.127	0:48.607	
7	18	Pekka MUSTAKALLIO Pekka Mustakallio	FIN Ford Fiesta	0:48.775	0:01.335	7	0:52.777 0:48.960	0:49.361 0:48.802	0:48.775 0:49.098	3:17.236
8	95	Philip GEHRMAN Philip Gehrman	SWE Ford Fiesta	0:48.884	0:01.444	3	0:49.041	0:48.884	0:53.521	
9	4	Kjetil LARSEN Kjetil Larsen	NOR Skoda Fabia	0:48.896	0:01.456	7	0:52.540 0:48.896	0:49.452 0:50.356	0:49.561 0:51.424	3:58.479
10	42	Roger ENLUND Roger Enlund	SWE Ford Fiesta	0:49.078	0:01.638	3	0:49.078	0:52.320	0:49.352	
11	73	Torleif LONA Torleif Lona	NOR Ford Fiesta	0:49.088	0:01.648	3	0:55.888	0:49.088	0:49.109	
12	64	Tom Daniel TANEVIK Tom Daniel Tanevik	NOR Mazda RX8	0:49.238	0:01.798	3	0:49.356	0:49.238	0:54.017	
13	15	Camilla ANTONSEN Camilla Antonsen	NOR Ford Fiesta	0:49.316	0:01.876	7	0:50.072 0:49.346	0:53.358 0:49.570	0:49.316 0:53.601	2:47.428
14	55	Christian SANDMO Christian Sandmo	NOR Citroën Xsara	0:49.366	0:01.926	3	0:49.618	0:49.366	1:01.735	
15	3	Anders BRATEN Anders Braten	NOR Ford Fiesta	0:49.478	0:02.038	3	0:52.732	0:49.676	0:49.478	
16	19	Jari JÄRVENPÄÄ Jari Järvenpää	FIN Ford Fiesta	0:49.496	0:02.056	3	0:50.103	0:49.496	0:52.870	
17	5	Per Magne ROYRAS Per Magne Royras	NOR Peugeot 206	0:49.556	0:02.116	3	0:56.142	0:53.138	0:49.556	
18	14	Kjetil TANGEN Kjetil Tangen	NOR Ford Fiesta	0:49.568	0:02.128	7	0:54.254 0:49.568	1:01.063 0:55.976	0:50.161 0:53.459	3:54.588
19	89	Ruve VESKI Elea Racing	EST BMW 120	0:49.796	0:02.356	3	0:51.178	0:49.796	0:54.344	
20	12	Fredrik MAGNUSSEN Fredrik Magnussen	NOR Ford Fiesta	0:50.365	0:02.925	3	0:53.468	0:50.365	0:55.176	
21	93	Robert AAMODT Robert Aamodt	NOR Citroën C4	0:50.488	0:03.048	3	0:54.746	0:50.488	0:51.267	
22	10	Hans Borge OVESEN Hans Borge Ovesen	NOR Ford Focus	0:50.753	0:03.313	7	0:58.787 0:50.753	0:53.881 0:51.435	0:56.918 0:55.263	3:18.509
23	49	Patrick MERTENS RT Titanic	BEL VW Polo	0:54.229	0:06.789	2	0:55.367	0:54.229		

Total:23 Drivers included DNS: 0 ,DNF: 0 , EXC: 0

These results are provisional until the conclusion of any judicial and technical inquires.

Höljesbanan (1210m)

Published at...	Clerk of the Course Morgan ÖSTLUND	Timekeeper Péter MAJOSHÁZI	
-----------------	---------------------------------------	-------------------------------	--

Printed: 7/5/2014 11:36:09 AM

Page 1 of 1

TouringCar

TC - 02

Provisional Grid Sheet for Heat 1 by the draw (Right Pole)

P5	P4	P3	P2	POLE
Race 1				
		14	15	89
Race 2				
18	55	42	5	6
Race 3				
17	49	93	12	10
Race 4				
3	73	64	4	16
Race 5				
2	53	11	19	95

R1

R2

R3

R4

R5

89	Ruve VESKI	EST
15	Camilla ANTONSEN	NOR
14	Kjetil TANGEN	NOR
6	Daniel LUNDH	SWE
5	Per Magne ROYRAS	NOR
42	Roger ENLUND	SWE
55	Christian SANDMO	NOR
18	Pekka MUSTAKALLIO	FIN
10	Hans Borge OVESEN	NOR
12	Fredrik MAGNUSSEN	NOR
93	Robert AAMODT	NOR
49	Patrick MERTENS	BEL
17	Ernst Holten LEIFSEN	NOR
16	Ben-Philip GUNDERSEN	NOR
4	Kjetil LARSEN	NOR
64	Tom Daniel TANEVIK	NOR
73	Torleif LONA	NOR
3	Anders BRATEN	NOR
95	Philip GEHRMAN	SWE
19	Jari JÄRVENPÄÄ	FIN
11	Fredrik SALSTEN	NOR
53	Cato ERGA	NOR
2	David NORDGARD	NOR

These results are provisional until the conclusion of any judicial and technical inquiries.

Höljesbanan (1210m)

Published at...	Clerk of the Course Morgan ÖSTLUND	Timekeeper Péter MAJOSHÁZI	
-----------------	---------------------------------------	-------------------------------	--

Printed: 7/5/2014 12:47:56 AM

Page 1 of 1

TouringCar

TC - 04

Result of Heat 1

Pos.	No.	Driver Competitor/Entrant	Nat. Car Ch.	Laps/Joker Race Nr.	Total Tm Notice	Diff	Lap1	Lap2	Lap3	Lap4	Pts.
1	6	Daniel LUNDH Daniel Lundh	SWE Volvo C30	4 / 1 Race 2	3:20.447 -		0:52.112	0:48.204	0:48.204	<u>0:51.927</u>	50
2	11	Fredrik SALSTEN Salsten Racing	NOR Citroën DS3	4 / 1 Race 5	3:21.993 -	0:01.546	0:52.266	0:48.877	0:48.674	<u>0:52.176</u>	45
3	17	Ernst Holten LEIFSEN Ernst Holten Leifsen	NOR Citroën DS3	4 / 1 Race 3	3:23.766 -	0:03.319	0:52.922	0:48.976	0:48.979	<u>0:52.889</u>	42
4	64	Tom Daniel TANEVIK Tom Daniel Tanevik	NOR Mazda RX8	4 / 1 Race 4	3:23.957 -	0:03.510	0:53.687	0:49.368	<u>0:52.641</u>	0:48.261	40
5	4	Kjetil LARSEN Kjetil Larsen	NOR Skoda Fabia	4 / 1 Race 4	3:25.874 -	0:05.427	0:53.163	0:48.491	0:49.884	<u>0:54.336</u>	39
6	5	Per Magne ROYRAS Per Magne Royras	NOR Peugeot 206	4 / 1 Race 2	3:25.971 -	0:05.524	0:53.683	<u>0:52.852</u>	0:49.767	0:49.669	38
7	2	David NORDGARD David Nordgard	NOR Ford Fiesta	4 / 1 Race 5	3:26.117 -	0:05.670	0:53.748	0:49.009	0:50.221	<u>0:53.139</u>	37
8	73	Torleif LONA Torleif Lona	NOR Ford Fiesta	4 / 1 Race 4	3:26.320 -	0:05.873	0:55.080	<u>0:52.813</u>	0:49.047	0:49.380	36
9	19	Jari JÄRVENPÄÄ Jari Järvenpää	FIN Ford Fiesta	4 / 1 Race 5	3:26.564 -	0:06.117	<u>0:58.177</u>	0:49.258	0:49.488	0:49.641	35
10	16	Ben-Philip GUNDERSEN Ben-Philip Gundersen	NOR Ford Fiesta	4 / 1 Race 4	3:26.864 -	0:06.417	<u>0:58.416</u>	0:48.760	0:48.791	0:50.897	34
11	42	Roger ENLUND Roger Enlund	SWE Ford Fiesta	4 / 1 Race 2	3:27.144 -	0:06.697	0:54.891	0:49.382	0:49.465	<u>0:53.406</u>	33
12	3	Anders BRATEN Anders Braten	NOR Ford Fiesta	4 / 1 Race 4	3:27.419 -	0:06.972	0:54.535	0:49.460	0:50.634	<u>0:52.790</u>	32
13	55	Christian SANDMO Christian Sandmo	NOR Citroën Xsara	4 / 1 Race 2	3:27.539 -	0:07.092	<u>0:59.123</u>	0:49.092	0:50.201	0:49.123	31
14	53	Cato ERGA Cato Erga	NOR Volvo C30	4 / 1 Race 5	3:28.614 -	0:08.167	<u>0:59.170</u>	0:49.161	0:49.772	0:50.511	30
15	14	Kjetil TANGEN Kjetil Tangen	NOR Ford Fiesta	4 / 1 Race 1	3:28.746 -	0:08.299	0:55.138	0:50.254	0:49.858	<u>0:53.496</u>	29
16	12	Fredrik MAGNUSSEN Fredrik Magnussen	NOR Ford Fiesta	4 / 1 Race 3	3:32.155 -	0:11.708	<u>0:58.061</u>	0:52.397	0:50.966	0:50.731	28
17	93	Robert AAMODT Robert Aamodt	NOR Citroën C4	4 / 1 Race 3	3:32.480 -	0:12.033	0:57.108	<u>0:54.422</u>	0:50.555	0:50.395	27
18	89	Ruve VESKI Elea Racing	EST BMW 120	4 / 1 Race 1	4:04.129 -	0:43.682	0:56.911	0:49.702	<u>0:53.900</u>	1:23.616	26
19	10	Hans Borge OVESEN Hans Borge Ovesen	NOR Ford Focus	4 / 1 Race 3	4:28.634 -	1:08.187	<u>1:03.761</u>	1:02.886	1:07.630	1:14.357	25
DNF	18	Pekka MUSTAKALLIO Pekka Mustakallio	FIN Ford Fiesta	0 / 0 Race 2	- -	+4 LAP					20
DNF	15	Camilla ANTONSEN Camilla Antonsen	NOR Ford Fiesta	0 / 1 Race 1	- -	+4 LAP					20
DNS	95	Philip GEHRMAN Philip Gehrman	SWE Ford Fiesta	0 / 0 Race 5	- -	-					0
DNS	49	Patrick MERTENS RT Titanic	BEL VW Polo	0 / 0 Race 3	- -	-					0

Total: 23 Drivers included: DNS: 2, DNF: 2, EXC: 0

These results are provisional until the conclusion of any judicial and technical inquiries.

Höljesbanan (1210m)

Published at...	Clerk of the Course Morgan ÖSTLUND	Timekeeper Péter MAJOSHÁZI	
-----------------	---------------------------------------	-------------------------------	--

Printed: 7/5/2014 1:14:02 PM

TouringCar

TC - 05

Provisional Grid Sheet for Heat 2 (Right Pole)

P5	P4	P3	P2	POLE
Race 1				
		49	95	15
Race 2				
18	10	89	93	12
Race 3				
14	53	55	3	42
Race 4				
16	19	73	2	5
Race 5				
4	64	17	11	6

R1

15 Camilla ANTONSEN NOR
 95 Philip GEHRMAN SWE
 49 Patrick MERTENS BEL

R2

12 Fredrik MAGNUSSEN NOR
 93 Robert AAMODT NOR
 89 Ruve VESKI EST
 10 Hans Borge OVESEN NOR
 18 Pekka MUSTAKALLIO FIN

R3

42 Roger ENLUND SWE
 3 Anders BRATEN NOR
 55 Christian SANDMO NOR
 53 Cato ERGA NOR
 14 Kjetil TANGEN NOR

R4

5 Per Magne ROYRAS NOR
 2 David NORDGARD NOR
 73 Torleif LONA NOR
 19 Jari JÄRVENPÄÄ FIN
 16 Ben-Philip GUNDERSEN NOR

R5

6 Daniel LUNDH SWE
 11 Fredrik SALSTEN NOR
 17 Ernst Holten LEIFSEN NOR
 64 Tom Daniel TANEVIK NOR
 4 Kjetil LARSEN NOR

These results are provisional until the conclusion of any judicial and technical inquiries.

Höljesbanan (1210m)

Published at...	Clerk of the Course Morgan ÖSTLUND	Timekeeper Péter MAJOSHÁZI	
-----------------	---------------------------------------	-------------------------------	--

Printed: 7/5/2014 1:14:47 PM

Page 1 of 1

TouringCar

TC - 06

Result of Heat 2

Pos.	No.	Driver Competitor/Entrant	Nat. Car Ch.	Laps/Joker Race Nr.	Total Tm Notice	Diff	Lap1	Lap2	Lap3	Lap4	Pts.
1	64	Tom Daniel TANEVIK Tom Daniel Tanevik	NOR Mazda RX8	4 / 1 Race 5	3:20.636 -		0:52.439	0:48.053	0:48.246	<u>0:51.898</u>	50
2	95	Philip GEHRMAN Philip Gehrman	SWE Ford Fiesta	4 / 1 Race 1	3:23.460 -	0:02.824	0:53.374	0:48.005	0:49.428	<u>0:52.653</u>	45
3	19	Jari JÄRVENPÄÄ Jari Järvenpää	FIN Ford Fiesta	4 / 1 Race 4	3:24.043 -	0:03.407	0:52.573	0:48.737	0:49.005	<u>0:53.728</u>	42
4	5	Per Magne ROYRAS Per Magne Royras	NOR Peugeot 206	4 / 1 Race 4	3:24.217 -	0:03.581	<u>0:56.976</u>	0:49.259	0:49.048	0:48.934	40
5	11	Fredrik SALSTEN Salsten Racing	NOR Citroën DS3	4 / 1 Race 5	3:24.366 -	0:03.730	0:53.704	0:48.053	<u>0:52.206</u>	0:50.403	39
6	16	Ben-Philip GUNDERSEN Ben-Philip Gundersen	NOR Ford Fiesta	4 / 1 Race 4	3:24.753 -	0:04.117	0:55.309	0:49.180	0:48.280	<u>0:51.984</u>	38
7	6	Daniel LUNDH Daniel Lundh	SWE Volvo C30	4 / 1 Race 5	3:24.873 -	0:04.237	0:54.482	<u>0:51.206</u>	0:48.581	0:50.604	37
8	18	Pekka MUSTAKALLIO Pekka Mustakallio	FIN Ford Fiesta	4 / 1 Race 1	3:25.150 -	0:04.514	0:54.741	0:48.752	<u>0:52.400</u>	0:49.257	36
9	17	Ernst Holten LEIFSEN Ernst Holten Leifsen	NOR Citroën DS3	4 / 1 Race 5	3:25.350 -	0:04.714	<u>0:58.401</u>	0:48.562	0:49.169	0:49.218	35
10	73	Torleif LONA Torleif Lona	NOR Ford Fiesta	4 / 1 Race 4	3:25.680 -	0:05.044	<u>0:57.689</u>	0:49.053	0:49.757	0:49.181	34
11	15	Camilla ANTONSEN Camilla Antonsen	NOR Ford Fiesta	4 / 1 Race 1	3:26.076 -	0:05.440	<u>0:57.822</u>	0:49.484	0:49.629	0:49.141	33
12	12	Fredrik MAGNUSSEN Fredrik Magnussen	NOR Ford Fiesta	4 / 1 Race 2	3:26.178 -	0:05.542	0:54.689	0:49.636	0:49.426	<u>0:52.427</u>	32
13	4	Kjetil LARSEN Kjetil Larsen	NOR Skoda Fabia	4 / 1 Race 5	3:26.539 -	0:05.903	<u>0:55.073</u>	0:48.817	0:49.484	0:53.165	31
14	93	Robert AAMODT Robert Aamodt	NOR Citroën C4	4 / 1 Race 2	3:29.070 -	0:08.434	0:55.189	<u>0:53.892</u>	0:49.860	0:50.129	30
15	2	David NORDGARD David Nordgard	NOR Ford Fiesta	4 / 2 Race 4	3:29.738 -	0:09.102	<u>0:58.097</u>	0:53.959	0:48.962	0:48.720	29
16	55	Christian SANDMO Christian Sandmo	NOR Citroën Xsara	4 / 1 Race 3	3:31.051 -	0:10.415	<u>0:58.841</u>	0:49.893	0:49.482	0:52.835	28
17	89	Ruve VESKI Elea Racing	EST BMW 120	4 / 1 Race 2	3:31.360 -	0:10.724	0:56.350	0:51.366	<u>0:53.523</u>	0:50.121	27
18	3	Anders BRATEN Anders Braten	NOR Ford Fiesta	4 / 1 Race 3	3:32.798 -	0:12.162	0:55.205	<u>0:53.090</u>	0:49.333	0:55.170	26
19	53	Cato ERGA Cato Erga	NOR Volvo C30	4 / 1 Race 3	3:36.665 -	0:16.029	0:56.030	<u>0:53.312</u>	0:50.454	0:56.869	25
20	10	Hans Borge OVESEN Hans Borge Ovesen	NOR Ford Focus	4 / 1 Race 2	3:57.722 -	0:37.086	<u>1:00.925</u>	0:50.982	0:50.681	1:15.134	24
DNF	42	Roger ENLUND Roger Enlund	SWE Ford Fiesta	3 / 1 Race 3	-	+1 LAP	0:53.843	0:49.405	0:49.781		20
DNS	49	Patrick MERTENS RT Titanic	BEL VW Polo	0 / 0 Race	-	-					0
EXC	14	Kjetil TANGEN Kjetil Tangen	NOR Ford Fiesta	4 / 1 Race 3	-	-	0:52.848	0:48.648	0:52.303	<u>0:56.531</u>	0

- #14 Black flag, #2 False start

These results are provisional until the conclusion of any judicial and technical inquires.

Höljesbanan (1210m)

Published at...	Clerk of the Course Morgan ÖSTLUND	Timekeeper Péter MAJOSHÁZI	
-----------------	---------------------------------------	-------------------------------	--

Printed: 7/5/2014 3:53:13 PM

TouringCar

TC - 08

Result after Heat 2

Pos. No.	Driver Competitor/Entrant	Nat. Car Ch.	Heat 1	Heat 2	Heat 3	Heat 4	Heat Sum	Int. Pt.	SF1	SF2	Final	Ch. Pt.	Ch Sum
1 64	Tom Daniel TANEVIK Tom Daniel Tanevik	NOR Mazda RX8	40 (4.) 3:23.957	50 (1.) 3:20.636			90						
2 6	Daniel LUNDH Daniel Lundh	SWE Volvo C30	50 (1.) 3:20.447	37 (7.) 3:24.873			87						
3 11	Fredrik SALSTEN Salsten Racing	NOR Citroën DS3	45 (2.) 3:21.993	39 (5.) 3:24.366			84						
4 5	Per Magne ROYRAS Per Magne Royras	NOR Peugeot 206	38 (6.) 3:25.971	40 (4.) 3:24.217			78						
5 19	Jari JÄRVENPÄÄ Jari Järvenpää	FIN Ford Fiesta	35 (9.) 3:26.564	42 (3.) 3:24.043			77						
6 17	Ernst Holten LEIFSEN Ernst Holten Leifsen	NOR Citroën DS3	42 (3.) 3:23.766	35 (9.) 3:25.350			77						
7 16	Ben-Philip GUNDERSEN Ben-Philip Gundersen	NOR Ford Fiesta	34 (10.) 3:26.864	38 (6.) 3:24.753			72						
8 73	Torleif LONA Torleif Lona	NOR Ford Fiesta	36 (8.) 3:26.320	34 (10.) 3:25.680			70						
9 4	Kjetil LARSEN Kjetil Larsen	NOR Skoda Fabia	39 (5.) 3:25.874	31 (13.) 3:26.539			70						
10 2	David NORDGARD David Nordgard	NOR Ford Fiesta	37 (7.) 3:26.117	29 (15.) 3:29.738			66						
11 12	Fredrik MAGNUSSEN Fredrik Magnussen	NOR Ford Fiesta	28 (16.) 3:32.155	32 (12.) 3:26.178			60						
12 55	Christian SANDMO Christian Sandmo	NOR Citroën Xsara	31 (13.) 3:27.539	28 (16.) 3:31.051			59						
13 3	Anders BRATEN Anders Braten	NOR Ford Fiesta	32 (12.) 3:27.419	26 (18.) 3:32.798			58						
14 93	Robert AAMODT Robert Aamodt	NOR Citroën C4	27 (17.) 3:32.480	30 (14.) 3:29.070			57						
15 18	Pekka MUSTAKALLIO Pekka Mustakallio	FIN Ford Fiesta	20 (20.) DNF	36 (8.) 3:25.150			56						
16 53	Cato ERGA Cato Erga	NOR Volvo C30	30 (14.) 3:28.614	25 (19.) 3:36.665			55						
17 15	Camilla ANTONSEN Camilla Antonsen	NOR Ford Fiesta	20 (21.) DNF	33 (11.) 3:26.076			53						
18 89	Ruve VESKI Elea Racing	EST BMW 120	26 (18.) 4:04.129	27 (17.) 3:31.360			53						
19 42	Roger ENLUND Roger Enlund	SWE Ford Fiesta	33 (11.) 3:27.144	20 (21.) DNF			53						
20 10	Hans Borge OVESEN Hans Borge Ovesen	NOR Ford Focus	25 (19.) 4:28.634	24 (20.) 3:57.722			49						
21 95	Philip GEHRMAN Philip Gehrman	SWE Ford Fiesta	0 (22.) DNS	45 (2.) 3:23.460			45						
22 14	Kjetil TANGEN Kjetil Tangen	NOR Ford Fiesta	29 (15.) 3:28.746	0 (23.) EXC			29						
23 49	Patrick MERTENS RT Titanic	BEL VW Polo	0 (23.) DNS	0 (22.) DNS			0						

23 drivers

These results are provisional until the conclusion of any judicial and technical inquiries.

Höljesbanan (1210m)

Published at...	Clerk of the Course Morgan ÖSTLUND	Timekeeper Péter MAJOSHÁZI	
-----------------	---------------------------------------	-------------------------------	--

Printed: 7/5/2014 3:54:42 PM

TouringCar

TC - 07

Provisional Grid Sheet for Heat 3 (Right Pole)

P5	P4	P3	P2	POLE
Race 1				
		14	49	42
Race 2				
10	53	3	89	55
Race 3				
2	93	4	12	15
Race 4				
73	17	18	6	16
Race 5				
11	5	19	95	64

R1

42 Roger ENLUND SWE
 49 Patrick MERTENS BEL
 14 Kjetil TANGEN NOR

R2

55 Christian SANDMO NOR
 89 Ruve VESKI EST
 3 Anders BRATEN NOR
 53 Cato ERGA NOR
 10 Hans Borge OVESEN NOR

R3

15 Camilla ANTONSEN NOR
 12 Fredrik MAGNUSSEN NOR
 4 Kjetil LARSEN NOR
 93 Robert AAMODT NOR
 2 David NORDGARD NOR

R4

16 Ben-Philip GUNDERSEN NOR
 6 Daniel LUNDH SWE
 18 Pekka MUSTAKALLIO FIN
 17 Ernst Holten LEIFSEN NOR
 73 Torleif LONA NOR

R5

64 Tom Daniel TANEVIK NOR
 95 Philip GEHRMAN SWE
 19 Jari JÄRVENPÄÄ FIN
 5 Per Magne ROYRAS NOR
 11 Fredrik SALSTEN NOR

These results are provisional until the conclusion of any judicial and technical inquiries.

Höljesbanan (1210m)

Published at...	Clerk of the Course Morgan ÖSTLUND	Timekeeper Péter MAJOSHÁZI	
-----------------	---------------------------------------	-------------------------------	--

Printed: 7/5/2014 3:54:09 PM

Page 1 of 1

TouringCar

TC - 09

Result of Heat 3

Pos.	No.	Driver Competitor/Entrant	Nat. Car Ch.	Laps/Joker Race Nr.	Total Tm Notice	Diff	Lap1	Lap2	Lap3	Lap4	Pts.
1	6	Daniel LUNDH Daniel Lundh	SWE Volvo C30	4 / 1 Race 4	3:20.947 -		0:53.589	0:48.181	0:48.055	<u>0:51.122</u>	50
2	64	Tom Daniel TANEVIK Tom Daniel Tanevik	NOR Mazda RX8	4 / 1 Race 5	3:21.763 -	0:00.816	0:52.582	0:48.684	0:48.546	<u>0:51.951</u>	45
3	2	David NORDGARD David Nordgard	NOR Ford Fiesta	4 / 1 Race 3	3:24.534 -	0:03.587	0:53.934	<u>0:52.712</u>	0:48.727	0:49.161	42
4	73	Torleif LONA Torleif Lona	NOR Ford Fiesta	4 / 1 Race 4	3:24.545 -	0:03.598	<u>0:56.948</u>	0:49.320	0:49.249	0:49.028	40
5	55	Christian SANDMO Christian Sandmo	NOR Citroën Xsara	4 / 1 Race 2	3:24.949 -	0:04.002	0:53.902	0:49.308	0:50.009	<u>0:51.730</u>	39
6	16	Ben-Philip GUNDERSEN Ben-Philip Gundersen	NOR Ford Fiesta	4 / 1 Race 4	3:25.268 -	0:04.321	0:55.444	0:49.333	0:48.592	<u>0:51.899</u>	38
7	19	Jari JÄRVENPÄÄ Jari Järvenpää	FIN Ford Fiesta	4 / 1 Race 5	3:25.302 -	0:04.355	0:54.722	0:49.234	<u>0:52.329</u>	0:49.017	37
8	17	Ernst Holten LEIFSEN Ernst Holten Leifsen	NOR Citroën DS3	4 / 1 Race 4	3:25.894 -	0:04.947	<u>0:57.478</u>	0:49.900	0:48.840	0:49.676	36
9	12	Fredrik MAGNUSSEN Fredrik Magnussen	NOR Ford Fiesta	4 / 1 Race 3	3:26.310 -	0:05.363	0:54.542	<u>0:54.013</u>	0:49.210	0:48.545	35
10	3	Anders BRATEN Anders Braten	NOR Ford Fiesta	4 / 1 Race 2	3:26.580 -	0:05.633	<u>0:58.017</u>	0:50.110	0:49.322	0:49.131	34
11	5	Per Magne ROYRAS Per Magne Royras	NOR Peugeot 206	4 / 1 Race 5	3:27.013 -	0:06.066	0:55.898	<u>0:52.630</u>	0:49.473	0:49.012	33
12	14	Kjetil TANGEN Kjetil Tangen	NOR Ford Fiesta	4 / 1 Race 1	3:27.688 -	0:06.741	<u>0:58.897</u>	0:49.544	0:50.264	0:48.983	32
13	18	Pekka MUSTAKALLIO Pekka Mustakallio	FIN Ford Fiesta	4 / 1 Race 4	3:27.842 -	0:06.895	0:55.036	0:49.815	<u>0:53.449</u>	0:49.542	31
14	53	Cato ERGA Cato Erga	NOR Volvo C30	4 / 1 Race 2	3:28.424 -	0:07.477	0:55.213	0:49.809	<u>0:53.348</u>	0:50.054	30
15	42	Roger ENLUND Roger Enlund	SWE Ford Fiesta	4 / 1 Race 1	3:28.973 -	0:08.026	0:54.825	0:50.586	<u>0:53.563</u>	0:49.999	29
16	89	Ruve VESKI Elea Racing	EST BMW 120	4 / 1 Race 2	3:29.440 -	0:08.493	<u>0:59.747</u>	0:49.506	0:50.257	0:49.930	28
17	15	Camilla ANTONSEN Camilla Antonsen	NOR Ford Fiesta	4 / 1 Race 3	3:29.514 -	0:08.567	<u>0:57.747</u>	0:50.453	0:50.304	0:51.010	27
18	4	Kjetil LARSEN Kjetil Larsen	NOR Skoda Fabia	4 / 1 Race 3	3:30.356 -	0:09.409	0:53.191	0:49.860	<u>0:54.387</u>	0:52.918	26
19	93	Robert AAMODT Robert Aamodt	NOR Citroën C4	4 / 1 Race 3	3:40.511 -	0:19.564	0:55.741	1:00.096	<u>0:54.027</u>	0:50.647	25
20	95	Philip GEHRMAN Philip Gehrman	SWE Ford Fiesta	4 / 1 Race 5	3:40.742 -	0:19.795	<u>1:05.419</u>	0:50.611	0:53.330	0:51.382	24
DNF	11	Fredrik SALSTEN Salsten Racing	NOR Citroën DS3	0 / 0 Race 5	-	+4 LAP					20
DNF	10	Hans Borge OVESEN Hans Borge Ovesen	NOR Ford Focus	2 / 1 Race 1	-	+2 LAP	<u>0:59.660</u>	0:50.425			20
DNS	49	Patrick MERTENS RT Titanic	BEL VW Polo	0 / 0 Race	-	-					0

These results are provisional until the conclusion of any judicial and technical inquires.

Höljesbanan (1210m)

Published at...	Clerk of the Course Morgan ÖSTLUND	Timekeeper Péter MAJOSHÁZI	
-----------------	---------------------------------------	-------------------------------	--

Printed: 7/5/2014 6:07:59 PM

TouringCar

TC - 11

Result after Heat 3

Pos. No.	Driver Competitor/Entrant	Nat. Car Ch.	Heat 1	Heat 2	Heat 3	Heat 4	Heat Sum	Int. Pt.	SF1	SF2	Final	Ch. Pt.	Ch Sum
1 6	Daniel LUNDH Daniel Lundh	SWE Volvo C30	50 (1.) 3:20.447	37 (7.) 3:24.873	50 (1.) 3:20.947		137						
2 64	Tom Daniel TANEVIK Tom Daniel Tanevik	NOR Mazda RX8	40 (4.) 3:23.957	50 (1.) 3:20.636	45 (2.) 3:21.763		135						
3 19	Jari JÄRVENPÄÄ Jari Järvenpää	FIN Ford Fiesta	35 (9.) 3:26.564	42 (3.) 3:24.043	37 (7.) 3:25.302		114						
4 17	Ernst Holten LEIFSEN Ernst Holten Leifsen	NOR Citroën DS3	42 (3.) 3:23.766	35 (9.) 3:25.350	36 (8.) 3:25.894		113						
5 5	Per Magne ROYRAS Per Magne Royras	NOR Peugeot 206	38 (6.) 3:25.971	40 (4.) 3:24.217	33 (11.) 3:27.013		111						
6 73	Torleif LONA Torleif Lona	NOR Ford Fiesta	36 (8.) 3:26.320	34 (10.) 3:25.680	40 (4.) 3:24.545		110						
7 16	Ben-Philip GUNDERSEN Ben-Philip Gundersen	NOR Ford Fiesta	34 (10.) 3:26.864	38 (6.) 3:24.753	38 (6.) 3:25.268		110						
8 2	David NORDGARD David Nordgard	NOR Ford Fiesta	37 (7.) 3:26.117	29 (15.) 3:29.738	42 (3.) 3:24.534		108						
9 11	Fredrik SALSTEN Salsten Racing	NOR Citroën DS3	45 (2.) 3:21.993	39 (5.) 3:24.366	20 (21.) DNF		104						
10 55	Christian SANDMO Christian Sandmo	NOR Citroën Xsara	31 (13.) 3:27.539	28 (16.) 3:31.051	39 (5.) 3:24.949		98						
11 4	Kjetil LARSEN Kjetil Larsen	NOR Skoda Fabia	39 (5.) 3:25.874	31 (13.) 3:26.539	26 (18.) 3:30.356		96						
12 12	Fredrik MAGNUSSEN Fredrik Magnussen	NOR Ford Fiesta	28 (16.) 3:32.155	32 (12.) 3:26.178	35 (9.) 3:26.310		95						
13 3	Anders BRATEN Anders Braten	NOR Ford Fiesta	32 (12.) 3:27.419	26 (18.) 3:32.798	34 (10.) 3:26.580		92						
14 18	Pekka MUSTAKALLIO Pekka Mustakallio	FIN Ford Fiesta	20 (20.) DNF	36 (8.) 3:25.150	31 (13.) 3:27.842		87						
15 53	Cato ERGA Cato Erga	NOR Volvo C30	30 (14.) 3:28.614	25 (19.) 3:36.665	30 (14.) 3:28.424		85						
16 42	Roger ENLUND Roger Enlund	SWE Ford Fiesta	33 (11.) 3:27.144	20 (21.) DNF	29 (15.) 3:28.973		82						
17 93	Robert AAMODT Robert Aamodt	NOR Citroën C4	27 (17.) 3:32.480	30 (14.) 3:29.070	25 (19.) 3:40.511		82						
18 89	Ruve VESKI Elea Racing	EST BMW 120	26 (18.) 4:04.129	27 (17.) 3:31.360	28 (16.) 3:29.440		81						
19 15	Camilla ANTONSEN Camilla Antonsen	NOR Ford Fiesta	20 (21.) DNF	33 (11.) 3:26.076	27 (17.) 3:29.514		80						
20 95	Philip GEHRMAN Philip Gehrman	SWE Ford Fiesta	0 (22.) DNS	45 (2.) 3:23.460	24 (20.) 3:40.742		69						
21 10	Hans Borge OVESEN Hans Borge Ovesen	NOR Ford Focus	25 (19.) 4:28.634	24 (20.) 3:57.722	20 (22.) DNF		69						
22 14	Kjetil TANGEN Kjetil Tangen	NOR Ford Fiesta	29 (15.) 3:28.746	0 (23.) EXC	32 (12.) 3:27.688		61						
23 49	Patrick MERTENS RT Titanic	BEL VW Polo	0 (23.) DNS	0 (22.) DNS	0 (23.) DNS		0						

23 drivers

These results are provisional until the conclusion of any judicial and technical inquiries.

Höljesbanan (1210m)

Published at...	Clerk of the Course Morgan ÖSTLUND	Timekeeper Péter MAJOSHÁZI	
-----------------	---------------------------------------	-------------------------------	--

Printed: 7/5/2014 6:09:33 PM

TouringCar

TC - 12

Warm-up Lap Times

Pos.	No.	Driver Competitor/Entrant	Nat. Car Ch.	Best lap	Diff	Laps	Lap1 Lap5	Lap 2 Lap 6	Lap3 Lap7	Lap4 Lap8
1	6	Daniel LUNDH Daniel Lundh	SWE Volvo C30	0:48.290		1	0:48.290			
2	16	Ben-Philip GUNDERSEN Ben-Philip Gundersen	NOR Ford Fiesta	0:48.736	0:00.446	1	0:48.736			
3	17	Ernst Holten LEIFSEN Ernst Holten Leifsen	NOR Citroën DS3	0:49.009	0:00.719	1	0:49.009			
4	12	Fredrik MAGNUSSSEN Fredrik Magnussen	NOR Ford Fiesta	0:49.123	0:00.833	2	0:49.123	5:00.814		
5	11	Fredrik SALSTEN Salsten Racing	NOR Citroën DS3	0:49.350	0:01.060	1	0:49.350			
6	3	Anders BRATEN Anders Braten	NOR Ford Fiesta	0:49.399	0:01.109	3	0:49.399	5:05.545	0:49.936	
7	14	Kjetil TANGEN Kjetil Tangen	NOR Ford Fiesta	0:50.141	0:01.851	1	0:50.141			
8	15	Camilla ANTONSEN Camilla Antonsen	NOR Ford Fiesta	0:50.464	0:02.174	1	0:50.464			
9	4	Kjetil LARSEN Kjetil Larsen	NOR Skoda Fabia	0:50.995	0:02.705	5	0:53.290 0:58.959	1:50.398	0:50.995	7:20.776
10	95	Philip GEHRMAN Philip Gehrman	SWE Ford Fiesta	0:51.124	0:02.834	1	0:51.124			
11	10	Hans Borge OVESEN Hans Borge Ovesen	NOR Ford Focus	0:51.664	0:03.374	1	0:51.664			
12	49	Patrick MERTENS RT Titanic	BEL VW Polo	0:52.090	0:03.800	3	0:52.090	1:29.063	0:55.087	
13	18	Pekka MUSTAKALLIO Pekka Mustakallio	FIN Ford Fiesta	0:52.649	0:04.359	1	0:52.649			
14	19	Jari JÄRVENPÄÄ Jari Järvenpää	FIN Ford Fiesta	0:52.941	0:04.651	1	0:52.941			
15	5	Per Magne ROYRAS Per Magne Royras	NOR Peugeot 206	0:53.241	0:04.951	1	0:53.241			
16	2	David NORDGARD David Nordgard	NOR Ford Fiesta	0:53.668	0:05.378	1	0:53.668			
17	42	Roger ENLUND Roger Enlund	SWE Ford Fiesta	0:53.982	0:05.692	1	0:53.982			
18	93	Robert AAMODT Robert Aamodt	NOR Citroën C4	0:56.458	0:08.168	1	0:56.458			
19	55	Christian SANDMO Christian Sandmo	NOR Citroën Xsara	1:22.309	0:34.019	1	1:22.309			
DNF	73	Torleif LONA Torleif Lona	NOR Ford Fiesta	0:00.000	-	0				
DNF	53	Cato ERGA Cato Erga	NOR Volvo C30	0:00.000	-	0				
DNS	64	Tom Daniel TANEVIK Tom Daniel Tanevik	NOR Mazda RX8	-	-	0				
DNS	89	Ruve VESKI Elea Racing	EST BMW 120	-	-	0				

Total:23 Drivers included DNS: 2 ,DNF: 2 , EXC: 0

These results are provisional until the conclusion of any judicial and technical inquiries.

Höljesbanan (1210m)

Published at...	Clerk of the Course Morgan ÖSTLUND	Timekeeper Péter MAJOSHÁZI	
-----------------	---------------------------------------	-------------------------------	--

Printed: 7/6/2014 9:58:49 AM

Page 1 of 1

TouringCar

TC - 10

Provisional Grid Sheet for Heat 4 (Right Pole)

P5	P4	P3	P2	POLE
Race 1				
		49	10	11
Race 2				
95	93	4	15	89
Race 3				
42	53	18	14	5
Race 4				
3	12	17	19	16
Race 5				
55	73	2	64	6

R1

R2

R3

R4

R5

11 Fredrik SALSTEN NOR
 10 Hans Borge OVESEN NOR
 49 Patrick MERTENS BEL

89 Ruve VESKI EST
 15 Camilla ANTONSEN NOR
 4 Kjetil LARSEN NOR
 93 Robert AAMODT NOR
 95 Philip GEHRMAN SWE

5 Per Magne ROYRAS NOR
 14 Kjetil TANGEN NOR
 18 Pekka MUSTAKALLIO FIN
 53 Cato ERGA NOR
 42 Roger ENLUND SWE

16 Ben-Philip GUNDERSEN NOR
 19 Jari JÄRVENPÄÄ FIN
 17 Ernst Holten LEIFSEN NOR
 12 Fredrik MAGNUSSEN NOR
 3 Anders BRATEN NOR

6 Daniel LUNDH SWE
 64 Tom Daniel TANEVIK NOR
 2 David NORDGARD NOR
 73 Torleif LONA NOR
 55 Christian SANDMO NOR

These results are provisional until the conclusion of any judicial and technical inquiries.

Höljesbanan (1210m)

Published at...	Clerk of the Course Morgan ÖSTLUND	Timekeeper Péter MAJOSHÁZI	
-----------------	---------------------------------------	-------------------------------	--

Printed: 7/5/2014 6:08:27 PM

Page 1 of 1

TouringCar

TC - 16

Result of Heat 4

Modified

Pos.	No.	Driver Competitor/Entrant	Nat. Car Ch.	Laps/Joker Race Nr.	Total Tm Notice	Diff	Lap1	Lap2	Lap3	Lap4	Pts.
1	6	Daniel LUNDH Daniel Lundh	SWE Volvo C30	4 / 1 Race 5	3:19.807 -		<u>0:56.441</u>	0:48.037	0:47.640	0:47.689	50
2	11	Fredrik SALSTEN Salsten Racing	NOR Citroën DS3	4 / 1 Race 1	3:20.372 -	0:00.565	0:52.565	0:47.861	<u>0:51.497</u>	0:48.449	45
3	16	Ben-Philip GUNDERSEN Ben-Philip Gundersen	NOR Ford Fiesta	4 / 1 Race 4	3:21.477 -	0:01.670	0:52.879	<u>0:51.916</u>	0:48.613	0:48.069	42
4	2	David NORDGARD David Nordgard	NOR Ford Fiesta	4 / 1 Race 5	3:23.234 -	0:03.427	0:53.392	0:48.866	<u>0:52.323</u>	0:48.653	40
5	5	Per Magne ROYRAS Per Magne Royras	NOR Peugeot 206	4 / 1 Race 3	3:24.594 -	0:04.787	<u>0:56.972</u>	0:49.008	0:49.490	0:49.124	39
6	18	Pekka MUSTAKALLIO Pekka Mustakallio	FIN Ford Fiesta	4 / 1 Race 3	3:25.481 -	0:05.674	<u>0:58.664</u>	0:49.107	0:48.525	0:49.185	38
7	73	Torleif LONA Torleif Lona	NOR Ford Fiesta	4 / 1 Race 5	3:25.524 -	0:05.717	0:54.783	0:49.291	<u>0:52.385</u>	0:49.065	37
8	53	Cato ERGA Cato Erga	NOR Volvo C30	4 / 1 Race 3	3:25.931 -	0:06.124	0:54.764	0:49.849	0:49.097	<u>0:52.221</u>	36
9	55	Christian SANDMO Christian Sandmo	NOR Citroën Xsara	4 / 1 Race 5	3:26.180 -	0:06.373	0:55.691	<u>0:51.766</u>	0:49.510	0:49.213	35
10	3	Anders BRATEN Anders Braten	NOR Ford Fiesta	4 / 1 Race 4	3:26.435 -	0:06.628	<u>0:57.888</u>	0:49.682	0:49.791	0:49.074	34
11	42	Roger ENLUND Roger Enlund	SWE Ford Fiesta	4 / 1 Race 3	3:27.086 -	0:07.279	0:54.156	0:50.843	<u>0:52.595</u>	0:49.492	33
12	4	Kjetil LARSEN Kjetil Larsen	NOR Skoda Fabia	4 / 1 Race 2	3:27.703 -	0:07.896	0:52.253	0:52.653	0:48.815	<u>0:53.982</u>	32
13	93	Robert AAMODT Robert Aamodt	NOR Citroën C4	4 / 1 Race 2	3:28.527 -	0:08.720	0:54.109	<u>0:53.518</u>	0:50.096	0:50.804	31
14	49	Patrick MERTENS RT Titanic	BEL VW Polo	4 / 1 Race 1	3:33.143 -	0:13.336	0:55.492	0:50.317	0:51.311	<u>0:56.023</u>	30
DNS	12	Fredrik MAGNUSSEN Fredrik Magnussen	NOR Ford Fiesta	0 / 0 Race 4	- -	-	-	-	-	-	0
DNS	89	Ruve VESKI Elea Racing	EST BMW 120	0 / 0 Race 2	- -	-	-	-	-	-	0
DNS	95	Philip GEHRMAN Philip Gehrman	SWE Ford Fiesta	0 / 0 Race 2	- -	-	-	-	-	-	0
EXC	64	Tom Daniel TANJEVIK Tom Daniel Tanevik	NOR Mazda RX8	4 / 1 Race 5	- -	-	0:52.498	0:48.483	0:48.504	<u>0:51.576</u>	0
EXC	19	Jari JÄRVENPÄÄ Jari Järvenpää	FIN Ford Fiesta	0 / 0 Race 4	- -	-	-	-	-	-	0
EXC	17	Ernst Holten LEIFSEN Ernst Holten Leifsen	NOR Citroën DS3	4 / 1 Race 4	- -	-	0:52.529	0:48.199	<u>0:53.192</u>	0:48.429	0
EXC	14	Kjetil TANGEN Kjetil Tangen	NOR Ford Fiesta	4 / 1 Race 3	- -	-	0:53.620	0:48.273	0:48.109	<u>0:52.576</u>	0
EXC	15	Camilla ANTONSEN Camilla Antonsen	NOR Ford Fiesta	4 / 1 Race 2	- -	-	<u>0:57.060</u>	0:49.633	0:49.467	0:49.361	0
EXC	10	Hans Borge OVESEN Hans Borge Ovesen	NOR Ford Focus	4 / 1 Race 1	- -	-	<u>1:01.409</u>	0:50.382	0:49.781	0:50.189	0

- Steward decision: #10, #15, #14, #19, #17, #64

These results are provisional until the conclusion of any judicial and technical inquiries.

Höljesbanan (1210m)

Published at...	Clerk of the Course Morgan ÖSTLUND	Timekeeper Péter MAJOSHÁZI	
-----------------	---------------------------------------	-------------------------------	--

Printed: 7/6/2014 12:15:25 PM

TouringCar

TC - 17

Intermediate Classification

Pos. No.	Driver Competitor/Entrant	Nat. Car	Heat 1	Heat 2	Heat 3	Heat 4	Heat Sum	Int. Pt.	SF1	SF2	Final	Ch. Pt.	Ch. Sum
1 6	Daniel LUNDH Daniel Lundh	SWE Volvo C30	50 (1.) 3:20.447	37 (7.) 3:24.873	50 (1.) 3:20.947	50 (1.) 3:19.807	187	16				16	106
2 16	Ben-Philip GUNDERSEN Ben-Philip Gundersen	NOR Ford Fiesta	34 (10.) 3:26.864	38 (6.) 3:24.753	38 (6.) 3:25.268	42 (3.) 3:21.477	152	15				15	30
3 5	Per Magne ROYRAS Per Magne Royras	NOR Peugeot 206	38 (6.) 3:25.971	40 (4.) 3:24.217	33 (11.) 3:27.013	39 (5.) 3:24.594	150	14				14	35
4 11	Fredrik SALSTEN Salsten Racing	NOR Citroën DS3	45 (2.) 3:21.993	39 (5.) 3:24.366	20 (21.) DNF	45 (2.) 3:20.372	149	13				13	56
5 2	David NORDGARD David Nordgard	NOR Ford Fiesta	37 (7.) 3:26.117	29 (15.) 3:29.738	42 (3.) 3:24.534	40 (4.) 3:23.234	148	12				12	39
6 73	Torleif LONA Torleif Lona	NOR Ford Fiesta	36 (8.) 3:26.320	34 (10.) 3:25.680	40 (4.) 3:24.545	37 (7.) 3:25.524	147	11				11	87
7 64	Tom Daniel TANEVIK Tom Daniel Tanevik	NOR Mazda RX8	40 (4.) 3:23.957	50 (1.) 3:20.636	45 (2.) 3:21.763	0 (18.) EXC	135	10				10	60
8 55	Christian SANDMO Christian Sandmo	NOR Citroën Xsara	31 (13.) 3:27.539	28 (16.) 3:31.051	39 (5.) 3:24.949	35 (9.) 3:26.180	133	9				9	27
9 4	Kjetil LARSEN Kjetil Larsen	NOR Skoda Fabia	39 (5.) 3:25.874	31 (13.) 3:26.539	26 (18.) 3:30.356	32 (12.) 3:27.703	128	8				8	79
10 3	Anders BRATEN Anders Braten	NOR Ford Fiesta	32 (12.) 3:27.419	26 (18.) 3:32.798	34 (10.) 3:26.580	34 (10.) 3:26.435	126	7				7	67
11 18	Pekka MUSTAKALLIO Pekka Mustakallio	FIN Ford Fiesta	20 (20.) DNF	36 (8.) 3:25.150	31 (13.) 3:27.842	38 (6.) 3:25.481	125	6				6	24
12 53	Cato ERGA Cato Erga	NOR Volvo C30	30 (14.) 3:28.614	25 (19.) 3:36.665	30 (14.) 3:28.424	36 (8.) 3:25.931	121	5				5	5
13 42	Roger ENLUND Roger Enlund	SWE Ford Fiesta	33 (11.) 3:27.144	20 (21.) DNF	29 (15.) 3:28.973	33 (11.) 3:27.086	115	4				4	4
14 19	Jari JÄRVENPÄÄ Jari Järvenpää	FIN Ford Fiesta	35 (9.) 3:26.564	42 (3.) 3:24.043	37 (7.) 3:25.302	0 (19.) EXC	114	3				3	28
15 93	Robert AAMODT Robert Aamodt	NOR Citroën C4	27 (17.) 3:32.480	30 (14.) 3:29.070	25 (19.) 3:40.511	31 (13.) 3:28.527	113	2				2	2
16 17	Ernst Holten LEIFSEN Ernst Holten Leifsen	NOR Citroën DS3	42 (3.) 3:23.766	35 (9.) 3:25.350	36 (8.) 3:25.894	0 (20.) EXC	113	1				1	1
17 12	Fredrik MAGNUSSEN Fredrik Magnussen	NOR Ford Fiesta	28 (16.) 3:32.155	32 (12.) 3:26.178	35 (9.) 3:26.310	0 (15.) DNS	95	0				0	12
18 89	Ruve VESKI Elea Racing	EST BMW 120	26 (18.) 4:04.129	27 (17.) 3:31.360	28 (16.) 3:29.440	0 (16.) DNS	81	0				0	10
19 15	Camilla ANTONSEN Camilla Antonsen	NOR Ford Fiesta	20 (21.) DNF	33 (11.) 3:26.076	27 (17.) 3:29.514	0 (22.) EXC	80	0				0	11
20 95	Philip GEHRMAN Philip Gehrman	SWE Ford Fiesta	0 (22.) DNS	45 (2.) 3:23.460	24 (20.) 3:40.742	0 (17.) DNS	69	0				0	0
21 10	Hans Borge OVESEN Hans Borge Ovesen	NOR Ford Focus	25 (19.) 4:28.634	24 (20.) 3:57.722	20 (22.) DNF	0 (23.) EXC	69	0				0	0
22 14	Kjetil TANGEN Kjetil Tangen	NOR Ford Fiesta	29 (15.) 3:28.746	0 (23.) EXC	32 (12.) 3:27.688	0 (21.) EXC	61	0				0	26
23 49	Patrick MERTENS RT Titanic	BEL VW Polo	0 (23.) DNS	0 (22.) DNS	0 (23.) DNS	30 (14.) 3:33.143	30	0				0	39

These results are provisional until the conclusion of any judicial and technical inquires.

Höljesbanan (1210m)

Published at...	Clerk of the Course Morgan ÖSTLUND	Timekeeper Péter MAJOSHÁZI	
-----------------	---------------------------------------	-------------------------------	--

Printed: 7/6/2014 12:19:25 PM

TouringCar

TC - 18

Provisional Grid for Semi-Finals

Semi-Final 1

Row 1

6	Daniel LUNDH Daniel Lundh	SWE	Volvo C30 TouringCar
5	Per Magne ROYRAS Per Magne Royras	NOR	Peugeot 206 TouringCar

Sporting Regulation 15.6.3 : If a driver is unable to take his place in a Semi-Final, he will be substituted by the next qualifier (the highest placed driver in the intermediate classification not already in the Semi-Finals). Any such substitute(s) will take the last place(s) on the grid with those ahead of them moving up to fill the place left by the non-starter(s).

Row 2

2	David NORDGARD David Nordgard	NOR	Ford Fiesta TouringCar
64	Tom Daniel TANEVIK Tom Daniel Tanevik	NOR	Mazda RX8 TouringCar

Row 3

4	Kjetil LARSEN Kjetil Larsen	NOR	Skoda Fabia TouringCar
18	Pekka MUSTAKALLIO Pekka Mustakallio	FIN	Ford Fiesta TouringCar

Semi-Final 2

Row 1

16	Ben-Philip GUNDERSEN Ben-Philip Gundersen	NOR	Ford Fiesta TouringCar
11	Fredrik SALSTEN Salsten Racing	NOR	Citroën DS3 TouringCar

Row 2

73	Torleif LONA Torleif Lona	NOR	Ford Fiesta TouringCar
55	Christian SANDMO Christian Sandmo	NOR	Citroën Xsara TouringCar

Row 3

3	Anders BRATEN Anders Braten	NOR	Ford Fiesta TouringCar
53	Cato ERGA Cato Erga	NOR	Volvo C30 TouringCar

Next qualifier (13-)

13	42 Roger ENLUND	SWE	23	49 Patrick MERTENS	BEL
14	19 Jari JÄRVENPÄÄ	FIN			
15	93 Robert AAMODT	NOR			
16	17 Ernst Holten LEIFSEN	NOR			
17	12 Fredrik MAGNUSSEN	NOR			
18	89 Ruve VESKI	EST			
19	15 Camilla ANTONSEN	NOR			
20	95 Philip GEHRMAN	SWE			
21	10 Hans Borge OVESEN	NOR			
22	14 Kjetil TANGEN	NOR			

These results are provisional until the conclusion of any judicial and technical inquiries.

Höljesbanan (1210m)

Published at...	Clerk of the Course Morgan ÖSTLUND	Timekeeper Péter MAJOSHÁZI	
-----------------	---------------------------------------	-------------------------------	--

Printed: 7/6/2014 12:21:14 PM

Page 1 of 1

TouringCar

TC - 18

Results of Semi-finals

Semi-final 1

Pos.	No.	Driver Competitor/Entrant	Nat.	Car	Laps	Total Tm Notice	Diff	JL	Lap1 Lap5	Lap 2 Lap 6	Lap3 Lap7	Lap4 Lap8	Ch. Pt.
1	64	Tom Daniel TANEVIK Tom Daniel Tanevik	NOR	Mazda RX8	6	4:57.146 -		1	0:51.352 0:48.945	0:48.374 0:48.545	<u>0:51.090</u>	0:48.840	6
2	5	Per Magne ROYRAS Per Magne Royras	NOR	Peugeot 206	6	5:01.655 -	0:04.509	1	0:52.099 0:49.218	<u>0:52.163</u> 0:49.655	0:49.220	0:49.300	5
3	18	Pekka MUSTAKALLIO Pekka Mustakallio	FIN	Ford Fiesta	6	5:04.049 -	0:06.903	1	<u>0:57.107</u> 0:48.473	0:49.525 0:49.060	0:49.146	0:50.738	4
4	2	David NORDGARD David Nordgard	NOR	Ford Fiesta	6	5:20.114 -	0:22.968	1	<u>0:55.532</u> 0:55.261	0:49.830 0:55.128	0:49.420	0:54.943	3
5	6	Daniel LUNDH Daniel Lundh	SWE	Volvo C30	6	5:31.355 -	0:34.209	1	1:03.107 0:53.732	<u>0:54.573</u> 0:54.743	0:53.299	0:51.901	2
EXC	4	Kjetil LARSEN Kjetil Larsen	NOR	Skoda Fabia	2	1:44.555 -	+4 LAP	0	0:54.769	0:49.786			0

Semi-final 2

Pos.	No.	Driver Competitor/Entrant	Nat.	Car	Laps	Total Tm Notice	Diff	JL	Lap1 Lap5	Lap 2 Lap 6	Lap3 Lap7	Lap4 Lap8	Ch. Pt.
1	11	Fredrik SALSTEN Salsten Racing	NOR	Citroën DS3	6	5:05.689 -		1	0:53.681 0:49.849	<u>0:52.845</u> 0:50.713	0:48.968	0:49.633	6
2	53	Cato ERGA Cato Erga	NOR	Volvo C30	6	5:07.404 -	0:01.715	1	<u>0:58.892</u> 0:50.124	0:49.104 0:50.516	0:49.632	0:49.136	5
3	55	Christian SANDMO Christian Sandmo	NOR	Citroën Xsara	6	5:42.448 -	0:36.759	1	0:56.129 0:54.355	1:00.272 1:08.672	<u>0:54.359</u>	0:48.661	4
4	16	Ben-Philip GUNDERSEN Ben-Philip Gundersen	NOR	Ford Fiesta	4	3:31.703 -	+2 LAP	1	0:52.922	0:48.840	0:53.028	<u>0:56.913</u>	3
5	3	Anders BRATEN Anders Braten	NOR	Ford Fiesta	2	1:48.841 -	+4 LAP	1	<u>0:58.147</u>	0:50.694			2
6	73	Torleif LONA Torleif Lona	NOR	Ford Fiesta	1	1:00.015 -	+5 LAP	1	<u>1:00.015</u>				1

#4 Black flag

These results are provisional until the conclusion of any judicial and technical inquires.

Höljesbanan (1210m)

Published at...	Clerk of the Course Morgan ÖSTLUND	Timekeeper Péter MAJOSHÁZI	
-----------------	---------------------------------------	-------------------------------	--

Printed: 7/6/2014 2:01:11 PM

Page 1 of 1

TouringCar

TC - 19

Provisional Grid for-Final

Final

Row 1

11	Fredrik SALSTEN Salsten Racing	NOR	Citroën DS3 TouringCar
64	Tom Daniel TANEVIK Tom Daniel Tanevik	NOR	Mazda RX8 TouringCar

Row 2

5	Per Magne ROYRAS Per Magne Royras	NOR	Peugeot 206 TouringCar
53	Cato ERGA Cato Erga	NOR	Volvo C30 TouringCar

Row 3

55	Christian SANDMO Christian Sandmo	NOR	Citroën Xsara TouringCar
18	Pekka MUSTAKALLIO Pekka Mustakallio	FIN	Ford Fiesta TouringCar

Sporting Regulation 15.6.4 : If a driver is unable to take his place in the Final, he will be substituted by the next qualifier (the Semi-finalist with the highest points score in the event who is not already in the Final).

Next qualifier (7-)

16 Ben-Philip GUNDERSEN	NOR	18
6 Daniel LUNDH	SWE	18
2 David NORDGARD	NOR	15
73 Torleif LONA	NOR	12
3 Anders BRATEN	NOR	9
4 Kjetil LARSEN	NOR	8

These results are provisional until the conclusion of any judicial and technical inquiries.

Höljesbanan (1210m)

Published at...	Clerk of the Course Morgan ÖSTLUND	Timekeeper Péter MAJOSHÁZI	
-----------------	---------------------------------------	-------------------------------	--

Printed: 7/6/2014 2:03:12 PM

Page 1 of 1

TouringCar

TC - 19

Result of Final

Pos.	No.	Driver Competitor/Entrant	Nat.	Car	Laps	Total Tm	Diff	JL	Lap1 Lap5	Lap 2 Lap 6	Lap3 Lap7	Lap4 Lap8	Ch. Pt.
1	64	Tom Daniel TANEVIK Tom Daniel Tanevik	NOR	Mazda RX8	6	5:01.996		1	0:52.958 0:49.359	0:49.265 0:48.869	<u>0:52.587</u>	0:48.958	8
2	11	Fredrik SALSTEN Salsten Racing	NOR	Citroën DS3	6	5:04.854	0:02.858	1	0:52.768 0:50.357	0:49.033 0:50.841	0:49.175	<u>0:52.680</u>	5
3	5	Per Magne ROYRAS Per Magne Royras	NOR	Peugeot 206	6	5:07.549	0:05.553	1	<u>0:58.398</u> 0:49.994	0:49.311 0:50.420	0:49.753	0:49.673	4
4	55	Christian SANDMO Christian Sandmo	NOR	Citroën Xsara	6	5:08.430	0:06.434	1	0:55.976 0:49.463	0:49.775 0:50.937	0:49.436	<u>0:52.843</u>	3
5	18	Pekka MUSTAKALLIO Pekka Mustakallio	FIN	Ford Fiesta	6	5:09.181	0:07.185	1	0:54.472 0:49.676	<u>0:55.091</u> 0:50.590	0:49.447	0:49.905	2
6	53	Cato ERGA Cato Erga	NOR	Volvo C30	6	5:10.271	0:08.275	1	<u>0:59.115</u> 0:49.003	0:52.632 0:50.322	0:49.254	0:49.945	1

These results are provisional until the conclusion of any judicial and technical inquiries.

Höljesbanan (1210m)

Published at...	Clerk of the Course Morgan ÖSTLUND	Timekeeper Péter MAJOSHÁZI	
-----------------	---------------------------------------	-------------------------------	--

Printed: 7/6/2014 3:12:34 PM

Page 1 of 1

TouringCar

TC - 21

Official results

Pos. No.	Driver Competitor/Entrant	Nat. Car	Heat 1	Heat 2	Heat 3	Heat 4	Heat Sum	Int. Pt.	SF1	SF2	Final	Ch. Pt.	Ch Sum
1 64	Tom Daniel TANEVIK Tom Daniel Tanevik	NOR Mazda RX8	40 (4.) 3:23.957	50 (1.) 3:20.636	45 (2.) 3:21.763	0 (18.) EXC	135	10	6 (1.) 4:57.146		8 (1.) 5:01.996	24	74
2 11	Fredrik SALSTEN Salsten Racing	NOR Citroën DS3	45 (2.) 3:21.993	39 (5.) 3:24.366	20 (21.) DNF	45 (2.) 3:20.372	149	13		6 (1.) 5:05.689	5 (2.) 5:04.854	24	67
3 5	Per Magne ROYRAS Per Magne Royras	NOR Peugeot 206	38 (6.) 3:25.971	40 (4.) 3:24.217	33 (11.) 3:27.013	39 (5.) 3:24.594	150	14	5 (2.) 5:01.655		4 (3.) 5:07.549	23	44
4 55	Christian SANDMO Christian Sandmo	NOR Citroën Xsara	31 (13.) 3:27.539	28 (16.) 3:31.051	39 (5.) 3:24.949	35 (9.) 3:26.180	133	9		4 (3.) 5:42.448	3 (4.) 5:08.430	16	34
5 18	Pekka MUSTAKALLIO Pekka Mustakallio	FIN Ford Fiesta	20 (20.) DNF	36 (8.) 3:25.150	31 (13.) 3:27.842	38 (6.) 3:25.481	125	6	4 (3.) 5:04.049		2 (5.) 5:09.181	12	30
6 53	Cato ERGA Cato Erga	NOR Volvo C30	30 (14.) 3:28.614	25 (19.) 3:36.665	30 (14.) 3:28.424	36 (8.) 3:25.931	121	5		5 (2.) 5:07.404	1 (6.) 5:10.271	11	11
7 6	Daniel LUNDH Daniel Lundh	SWE Volvo C30	50 (1.) 3:20.447	37 (7.) 3:24.873	50 (1.) 3:20.947	50 (1.) 3:19.807	187	16	2 (5.) 5:31.355			18	108
8 16	Ben-Philip GUNDERSEN Ben-Philip Gundersen	NOR Ford Fiesta	34 (10.) 3:26.864	38 (6.) 3:24.753	38 (6.) 3:25.268	42 (3.) 3:21.477	152	15		3 (4.) +2 LAP		18	33
9 2	David NORDGARD David Nordgard	NOR Ford Fiesta	37 (7.) 3:26.117	29 (15.) 3:29.738	42 (3.) 3:24.534	40 (4.) 3:23.234	148	12	3 (4.) 5:20.114			15	42
10 73	Torleif LONA Torleif Lona	NOR Ford Fiesta	36 (8.) 3:26.320	34 (10.) 3:25.680	40 (4.) 3:24.545	37 (7.) 3:25.524	147	11		1 (6.) +5 LAP		12	88
11 3	Anders BRATEN Anders Braten	NOR Ford Fiesta	32 (12.) 3:27.419	26 (18.) 3:32.798	34 (10.) 3:26.580	34 (10.) 3:26.435	126	7		2 (5.) +4 LAP		9	69
12 4	Kjetil LARSEN Kjetil Larsen	NOR Skoda Fabia	39 (5.) 3:25.874	31 (13.) 3:26.539	26 (18.) 3:30.356	32 (12.) 3:27.703	128	8	0 (6.) +4 LAP			8	79
13 42	Roger ENLUND Roger Enlund	SWE Ford Fiesta	33 (11.) 3:27.144	20 (21.) DNF	29 (15.) 3:28.973	33 (11.) 3:27.086	115	4				4	4
14 19	Jari JÄRVENPÄÄ Jari Järvenpää	FIN Ford Fiesta	35 (9.) 3:26.564	42 (3.) 3:24.043	37 (7.) 3:25.302	0 (19.) EXC	114	3				3	28
15 93	Robert AAMODT Robert Aamodt	NOR Citroën C4	27 (17.) 3:32.480	30 (14.) 3:29.070	25 (19.) 3:40.511	31 (13.) 3:28.527	113	2				2	2
16 17	Ernst Holten LEIFSEN Ernst Holten Leifsen	NOR Citroën DS3	42 (3.) 3:23.766	35 (9.) 3:25.350	36 (8.) 3:25.894	0 (20.) EXC	113	1				1	1
17 12	Fredrik MAGNUSSEN Fredrik Magnussen	NOR Ford Fiesta	28 (16.) 3:32.155	32 (12.) 3:26.178	35 (9.) 3:26.310	0 (15.) DNS	95	0				0	12
18 89	Ruve VESKI Elea Racing	EST BMW 120	26 (18.) 4:04.129	27 (17.) 3:31.360	28 (16.) 3:29.440	0 (16.) DNS	81	0				0	10
19 15	Camilla ANTONSEN Camilla Antonsen	NOR Ford Fiesta	20 (21.) DNF	33 (11.) 3:26.076	27 (17.) 3:29.514	0 (22.) EXC	80	0				0	11
20 95	Philip GEHRMAN Philip Gehrman	SWE Ford Fiesta	0 (22.) DNS	45 (2.) 3:23.460	24 (20.) 3:40.742	0 (17.) DNS	69	0				0	0
21 10	Hans Borge OVESEN Hans Borge Ovesen	NOR Ford Focus	25 (19.) 4:28.634	24 (20.) 3:57.722	20 (22.) DNF	0 (23.) EXC	69	0				0	0
22 14	Kjetil TANGEN Kjetil Tangen	NOR Ford Fiesta	29 (15.) 3:28.746	0 (23.) EXC	32 (12.) 3:27.688	0 (21.) EXC	61	0				0	26
23 49	Patrick MERTENS RT Titanic	BEL VW Polo	0 (23.) DNS	0 (22.) DNS	0 (23.) DNS	30 (14.) 3:33.143	30	0				0	39

Subject of the anti doping control

Subject of the final scruteneering

Höljesbanan (1210m)

Published at...	Steward Trond BAKKOM	Steward Gérard CHAIX	Steward Bengt Göran GRENANDER	
-----------------	-------------------------	-------------------------	----------------------------------	--

TouringCar

TC - 22

Provisional Championship standing WorldRX

Pos.	No.	Driver	Nat.	Car	Rd1 POR	Rd2 GBR	Rd3 NOR	Rd4 FIN	Rd5 SWE	Rd6 BEL	Rd7 CAN	Rd8 FRA	Rd9 GER	Rd10 ITA	Rd11 TUR	Rd12 ARG	Pen.	Ch. Pt
1	6	Daniel LUNDH	SWE	Volvo C30	17	29	15	29	18								0	108
2	73	Torleif LONA	NOR	Ford Fiesta	23	19	15	19	12								0	88
3	4	Kjetil LARSEN	NOR	Skoda Fabia	19	19	16	17	8								0	79
4	64	Tom Daniel TANEVIK	NOR	Mazda RX8	0	21	29		24								0	74
5	3	Anders BRATEN	NOR	Ford Fiesta	15	25	0	20	9								0	69
6	11	Fredrik SALSTEN	NOR	Citroën DS3	13	0	15	15	24								0	67
7	5	Per Magne ROYRAS	NOR	Peugeot 206	0	14	7		23								0	44
8	2	David NORDGARD	NOR	Ford Fiesta	0	15	12		15								0	42
9	49	Patrick MERTENS	BEL	VW Polo	15	12	3	9	0								0	39
10	55	Christian SANDMO	NOR	Citroën Xsara	0		18		16								0	34
11	16	Ben-Philip GUNDERSEN	NOR	Ford Fiesta	0		15		18								0	33
12	18	Pekka MUSTAKALLIO	FIN	Ford Fiesta	0			18	12								0	30
13	19	Jari JÄRVENPÄÄ	FIN	Ford Fiesta	0			25	3								0	28
14	14	Kjetil TANGEN	NOR	Ford Fiesta	0		14	12	0								0	26
15	9	Atle VIK	NOR	Mazda RX8	0		16										0	16
16	88	Mandy KASSE	NLD	Ford Fiesta	0	15											0	15
17	12	Fredrik MAGNUSSEN	NOR	Ford Fiesta	0		12		0								0	12
18	41	Jose FABRICA	PRT	Peugeot 206	12												0	12
19	15	Camilla ANTONSEN	NOR	Ford Fiesta	0		11		0								0	11
20	43	Tomi KOIRIKIVI	FIN	Ford Fiesta	0			11									0	11
21	53	Cato ERGA	NOR	Volvo C30	0				11								0	11
22	89	Ruve VESKI	EST	BMW 120	0			10	0								0	10
23	42	Roger ENLUND	SWE	Ford Fiesta	0				4								0	4
24	93	Robert AAMODT	NOR	Citroën C4	0		0		2								0	2
25	17	Ernst Holten LEIFSEN	NOR	Citroën DS3	0				1								0	1
26	10	Hans Borge OVESEN	NOR	Ford Focus	0				0								0	0
27	95	Philip GEHRMAN	SWE	Ford Fiesta	0				0								0	0

Höljesbanan (1210m)

List of starters

No.	Driver	Nat.	Competitor/Entrant	Car	Licence	Competitor Lic.	Ch.
1	9 Joachim HVAAL	NOR	Joachim Hvall	RX Lites	IRC44320	IRC44320	
2	31 Asmund HOLTEN	NOR	Daniel Holten	RX Lites	1443356	IRC39147	
3	39 Kevin ERIKSSON	SWE	OlsbergsMSE	RX Lites	199607160539	136	
4	51 Sandra HULTGREN	SWE	OlsbergsMSE AB	RX Lites	1992212060025	136	
5	52 Simon OLOFSSON	SWE	Simon Olofsson	RX Lites	199502228993	333	
6	53 Richard GÖRANSSON	SWE	OlsbergsMSE	RX Lites	197808086651	136	
7	54 Kenneth TOMASSON	SWE	Kenneth Thomasson	RX Lites	196402296278	196402296278	
8	55 Alexander WESTLUND	SWE	Westlund Entreprenad Ab	RX Lites	199506117937	696	
9	57 Patrik FLODIN	SWE	Patrik Flodin	RX Lites	198408167594	275	
10	71 Tobias BRINK	SWE	Tobias Brink	RX Lites	1989030884153	1989030884153	
11	79 Linus LEISE	SWE	Set Promotion	RX Lites	1991112182713	50030444	
12	81 Kevin HANSEN	SWE	Kevin Hansen	RX Lites	199805280659	199805280659	
13	89 Mikaela AHLIN-KOTTULINKSY	SWE	JC Raceteknik	RX Lites	9211132148	329	
14	96 Yigit TIMUR	TUR	Toksport WRT	RX Lites	010101140341	2014-2001	

14 drivers

These results are provisional until the conclusion of any judicial and technical inquiries.

Höljesbanan (1210m)

Published at...	Clerk of the Course Morgan ÖSTLUND 	Timekeeper Péter MAJOSHÁZI 	
-----------------	---	---	---

Printed: 7/5/2014 8:43:40 AM

Page 1 of 1

Free Practice 1 Lap Times

Pos.	No.	Driver Competitor/Entrant	Nat.	Car Ch.	Best lap	Diff	Laps	Lap1 Lap5	Lap 2 Lap 6	Lap3 Lap7	Lap4 Lap8
1	39	Kevin ERIKSSON OlsbergsMSE	SWE	RX Lites	0:45.825		7	0:47.283 0:45.955	0:50.809 0:49.409	0:46.729 0:45.825	1:16.029
2	81	Kevin HANSEN Kevin Hansen	SWE	RX Lites	0:46.526	0:00.701	3	0:46.932	0:46.526	0:49.998	
3	71	Tobias BRINK Tobias Brink	SWE	RX Lites	0:46.722	0:00.897	7	0:49.831 0:47.422	0:46.939 0:47.518	0:46.722 0:51.563	3:42.852
4	57	Patrik FLODIN Patrik Flodin	SWE	RX Lites	0:47.113	0:01.288	9	0:47.311 0:47.551	2:06.693 1:44.388	0:47.665 0:47.318	0:48.125 0:47.113
5	79	Linus LEISE Set Promotion	SWE	RX Lites	0:47.284	0:01.459	8	0:48.400 1:18.930	0:48.377 0:47.504	0:48.481 0:47.304	0:49.706 0:47.284
6	52	Simon OLOFSSON Simon Olofsson	SWE	RX Lites	0:47.526	0:01.701	7	0:47.526 0:48.014	0:50.036 0:52.299	0:48.106 0:48.630	1:49.464
7	89	Mikaela AHLIN-KOTTULINKSY JC Raceteknik	SWE	RX Lites	0:47.566	0:01.741	7	0:51.951 0:48.822	1:08.655 0:47.791	0:48.640 0:47.566	1:17.167
8	53	Richard GÖRANSSON OlsbergsMSE	SWE	RX Lites	0:47.625	0:01.800	5	0:47.625 0:49.574	2:19.394	0:50.802	0:47.751
9	96	Yigit TIMUR Toksport WRT	TUR	RX Lites	0:47.857	0:02.032	8	0:48.645 1:00.827	0:55.948 0:50.464	0:48.786 0:47.857	0:53.993 0:50.902
10	55	Alexander WESTLUND Westlund Entreprenad Ab	SWE	RX Lites	0:47.867	0:02.042	5	0:48.567 0:47.867	9:51.122	0:48.182	0:48.018
11	54	Kenneth TOMASSON Kenneth Thomasson	SWE	RX Lites	0:48.762	0:02.937	1	0:48.762			
12	31	Asmund HOLTEN Daniel Holten	NOR	RX Lites	0:48.885	0:03.060	3	0:51.931	0:51.706	0:48.885	
13	51	Sandra HULTGREN OlsbergsMSE AB	SWE	RX Lites	0:49.278	0:03.453	6	0:50.335 0:50.219	0:51.012 0:56.141	0:49.278	2:44.242
14	9	Joachim HVAAL Joachim Hvall	NOR	RX Lites	0:51.137	0:05.312	2	0:54.642	0:51.137		

Total:14 Drivers included DNS: 0 ,DNF: 0 , EXC: 0

These results are provisional until the conclusion of any judicial and technical inquiries.

Höljesbanan (1210m)

Published at...	Clerk of the Course Morgan ÖSTLUND 	Timekeeper Péter MAJOSHÁZI 	
-----------------	---	---	---

Provisional Grid Sheet for Heat 1 by the draw (Right Pole)

P5	P4	P3	P2	POLE
Race 1				
	53	39	31	71
Race 2				
51	55	54	52	96
Race 3				
79	81	9	57	89

R1

R2

R3

71 Tobias BRINK SWE
31 Asmund HOLTEN NOR
39 Kevin ERIKSSON SWE
53 Richard GÖRANSSON SWE

96 Yigit TIMUR TUR
52 Simon OLOFSSON SWE
54 Kenneth TOMASSON SWE
55 Alexander WESTLUND SWE
51 Sandra HULTGREN SWE

89 Mikaela AHLIN-KOTTULINKSY SWE
57 Patrik FLODIN SWE
9 Joachim HVAAL NOR
81 Kevin HANSEN SWE
79 Linus LEISE SWE

These results are provisional until the conclusion of any judicial and technical inquiries.

Höljesbanan (1210m)

Published at...	Clerk of the Course Morgan ÖSTLUND	Timekeeper Péter MAJOSHÁZI	
-----------------	---------------------------------------	-------------------------------	--

Printed: 7/5/2014 12:48:34 AM

Page 1 of 1

Result of Heat 1

Pos.	No.	Driver Competitor/Entrant	Nat. Car Ch.	Laps/Joker Race Nr.	Total Tm Notice	Diff	Lap1	Lap2	Lap3	Lap4	Pts.
1	81	Kevin HANSEN Kevin Hansen	SWE RX Lites	4 / 1 Race 3	3:14.455 -		0:51.667	<u>0:49.859</u>	0:46.313	0:46.616	50
2	39	Kevin ERIKSSON OlsbergsMSE	SWE RX Lites	4 / 1 Race 1	3:14.483 -	0:00.028	0:52.077	<u>0:49.307</u>	0:46.654	0:46.445	45
3	53	Richard GÖRANSSON OlsbergsMSE	SWE RX Lites	4 / 1 Race 1	3:16.165 -	0:01.710	0:51.466	0:47.256	0:47.130	<u>0:50.313</u>	42
4	57	Patrik FLODIN Patrik Flodin	SWE RX Lites	4 / 1 Race 3	3:16.455 -	0:02.000	0:51.222	0:47.667	<u>0:50.126</u>	0:47.440	40
5	79	Linus LEISE Set Promotion	SWE RX Lites	4 / 1 Race 3	3:16.923 -	0:02.468	<u>0:56.144</u>	0:46.842	0:47.342	0:46.595	39
6	96	Yigit TIMUR Toksport WRT	TUR RX Lites	4 / 1 Race 2	3:16.999 -	0:02.544	0:51.084	<u>0:50.704</u>	0:47.926	0:47.285	38
7	31	Asmund HOLTEN Daniel Holten	NOR RX Lites	4 / 1 Race 1	3:20.084 -	0:05.629	<u>0:55.361</u>	0:48.326	0:48.047	0:48.350	37
8	55	Alexander WESTLUND Westlund Entreprenad Ab	SWE RX Lites	4 / 1 Race 2	3:25.147 -	0:10.692	0:52.641	<u>0:53.474</u>	0:49.825	0:49.207	36
9	51	Sandra HULTGREN OlsbergsMSE AB	SWE RX Lites	4 / 1 Race 2	3:25.913 -	0:11.458	<u>0:58.716</u>	0:49.280	0:49.073	0:48.844	35
10	54	Kenneth TOMASSON Kenneth Thomasson	SWE RX Lites	4 / 1 Race 2	3:29.862 -	0:15.407	0:56.381	0:49.451	0:49.901	<u>0:54.129</u>	34
11	9	Joachim HVAAL Joachim Hvall	NOR RX Lites	4 / 1 Race 3	3:30.093 -	0:15.638	<u>0:59.566</u>	0:48.945	0:49.296	0:52.286	33
12	89	Mikaela AHLIN-KOTTULINKSY JC Raceteknik	SWE RX Lites	4 / 1 Race 3	3:31.177 -	0:16.722	<u>0:58.851</u>	0:48.249	0:48.575	0:55.502	32
DNF	52	Simon OLOFSSON Simon Olofsson	SWE RX Lites	3 / 1 Race 2	- -	+1 LAP	<u>0:56.875</u>	0:49.675	0:50.063		29
DNF	71	Tobias BRINK Tobias Brink	SWE RX Lites	1 / 0 Race 1	- -	+3 LAP	0:59.129				29

These results are provisional until the conclusion of any judicial and technical inquires.

Höljesbanan (1210m)

Published at...	Clerk of the Course Morgan ÖSTLUND 	Timekeeper Péter MAJOSHÁZI 	
-----------------	---	---	---

Provisional Grid Sheet for Heat 2 (Right Pole)

P5	P4	P3	P2	POLE
Race 1				
	71	52	89	9
Race 2				
54	51	55	31	96
Race 3				
79	57	53	39	81

R1

9 Joachim HVAAL NOR
89 Mikaela AHLIN-KOTTULINKSY SWE
52 Simon OLOFSSON SWE
71 Tobias BRINK SWE

R2

96 Yigit TIMUR TUR
31 Asmund HOLTEN NOR
55 Alexander WESTLUND SWE
51 Sandra HULTGREN SWE
54 Kenneth TOMASSON SWE

R3

81 Kevin HANSEN SWE
39 Kevin ERIKSSON SWE
53 Richard GÖRANSSON SWE
57 Patrik FLODIN SWE
79 Linus LEISE SWE

These results are provisional until the conclusion of any judicial and technical inquiries.

Höljesbanan (1210m)

Published at...	Clerk of the Course Morgan ÖSTLUND 	Timekeeper Péter MAJOSHÁZI 	
-----------------	---	---	---

Printed: 7/5/2014 1:25:27 PM

Page 1 of 1

Result of Heat 2

Pos.	No.	Driver Competitor/Entrant	Nat. Car Ch.	Laps/Joker Race Nr.	Total Tm Notice	Diff	Lap1	Lap2	Lap3	Lap4	Pts.
1	81	Kevin HANSEN Kevin Hansen	SWE RX Lites	4 / 1 Race 3	3:15.025 -		0:51.719	0:46.861	0:46.698	<u>0:49.747</u>	50
2	79	Linus LEISE Set Promotion	SWE RX Lites	4 / 1 Race 3	3:16.900 -	0:01.875	0:51.079	0:47.635	<u>0:50.989</u>	0:47.197	45
3	39	Kevin ERIKSSON OlsbergsMSE	SWE RX Lites	4 / 1 Race 3	3:17.637 -	0:02.612	0:52.307	<u>0:50.721</u>	0:47.543	0:47.066	42
4	96	Yigit TIMUR Toksport WRT	TUR RX Lites	4 / 1 Race 2	3:18.458 -	0:03.433	0:51.578	0:48.066	0:47.859	<u>0:50.955</u>	40
5	53	Richard GÖRANSSON OlsbergsMSE	SWE RX Lites	4 / 1 Race 3	3:18.474 -	0:03.449	<u>0:54.951</u>	0:47.721	0:48.655	0:47.147	39
6	52	Simon OLOFSSON Simon Olofsson	SWE RX Lites	4 / 1 Race 1	3:18.482 -	0:03.457	0:51.803	0:47.737	<u>0:51.040</u>	0:47.902	38
7	89	Mikaela AHLIN-KOTTULINKSY JC Raceteknik	SWE RX Lites	4 / 1 Race 1	3:19.359 -	0:04.334	0:53.132	<u>0:51.139</u>	0:47.400	0:47.688	37
8	55	Alexander WESTLUND Westlund Entreprenad Ab	SWE RX Lites	4 / 1 Race 2	3:20.658 -	0:05.633	0:52.624	0:48.193	<u>0:50.794</u>	0:49.047	36
9	71	Tobias BRINK Tobias Brink	SWE RX Lites	4 / 1 Race 1	3:22.208 -	0:07.183	0:53.366	<u>0:51.894</u>	0:49.181	0:47.767	35
10	9	Joachim HVAAL Joachim Hvall	NOR RX Lites	4 / 1 Race 1	3:24.144 -	0:09.119	<u>0:58.134</u>	0:48.565	0:48.498	0:48.947	34
11	51	Sandra HULTGREN OlsbergsMSE AB	SWE RX Lites	4 / 1 Race 2	3:24.783 -	0:09.758	0:55.437	<u>0:52.409</u>	0:48.473	0:48.464	33
12	54	Kenneth TOMASSON Kenneth Thomasson	SWE RX Lites	4 / 1 Race 2	3:29.564 -	0:14.539	0:54.519	<u>0:55.183</u>	0:50.949	0:48.913	32
13	31	Asmund HOLTEN Daniel Holten	NOR RX Lites	4 / 1 Race 2	3:36.269 -	0:21.244	<u>0:55.762</u>	0:52.720	0:53.564	0:54.223	31
14	57	Patrik FLODIN Patrik Flodin	SWE RX Lites	4 / 1 Race 3	3:37.632 -	0:22.607	<u>0:59.428</u>	0:53.101	0:51.517	0:53.586	30

These results are provisional until the conclusion of any judicial and technical inquires.

Höljesbanan (1210m)

Published at...	Clerk of the Course Morgan ÖSTLUND 	Timekeeper Péter MAJOSHÁZI 	
-----------------	---	---	---

RX Lites

RXL - 08

Result after Heat 2

Pos. No.	Driver Competitor/Entrant	Nat. Car Ch.	Heat 1	Heat 2	Heat 3	Heat 4	Heat Sum	Int. Pt.	SF1	SF2	Final	Ch. Pt.	Ch Sum
1 81	Kevin HANSEN Kevin Hansen	SWE RX Lites	50 (1.) 3:14.455	50 (1.) 3:15.025			100						
2 39	Kevin ERIKSSON OlsbergsMSE	SWE RX Lites	45 (2.) 3:14.483	42 (3.) 3:17.637			87						
3 79	Linus LEISE Set Promotion	SWE RX Lites	39 (5.) 3:16.923	45 (2.) 3:16.900			84						
4 53	Richard GÖRANSSON OlsbergsMSE	SWE RX Lites	42 (3.) 3:16.165	39 (5.) 3:18.474			81						
5 96	Yigit TIMUR Toksport WRT	TUR RX Lites	38 (6.) 3:16.999	40 (4.) 3:18.458			78						
6 55	Alexander WESTLUND Westlund Entreprenad Ab	SWE RX Lites	36 (8.) 3:25.147	36 (8.) 3:20.658			72						
7 57	Patrik FLODIN Patrik Flodin	SWE RX Lites	40 (4.) 3:16.455	30 (14.) 3:37.632			70						
8 89	Mikaela AHLIN- KOTTULINKSY JC Raceteknik	SWE RX Lites	32 (12.) 3:31.177	37 (7.) 3:19.359			69						
9 51	Sandra HULTGREN OlsbergsMSE AB	SWE RX Lites	35 (9.) 3:25.913	33 (11.) 3:24.783			68						
10 31	Asmund HOLTEN Daniel Holten	NOR RX Lites	37 (7.) 3:20.084	31 (13.) 3:36.269			68						
11 52	Simon OLOFSSON Simon Olofsson	SWE RX Lites	29 (13.) DNF	38 (6.) 3:18.482			67						
12 9	Joachim HVAAL Joachim Hvall	NOR RX Lites	33 (11.) 3:30.093	34 (10.) 3:24.144			67						
13 54	Kenneth TOMASSON Kenneth Thomasson	SWE RX Lites	34 (10.) 3:29.862	32 (12.) 3:29.564			66						
14 71	Tobias BRINK Tobias Brink	SWE RX Lites	29 (14.) DNF	35 (9.) 3:22.208			64						

14 drivers

 -
-

These results are provisional until the conclusion of any judicial and technical inquiries.

Höljesbanan (1210m)

Published at...	Clerk of the Course Morgan ÖSTLUND 	Timekeeper Péter MAJOSHÁZI 	
-----------------	---	---	---

Printed: 7/5/2014 4:08:05 PM

Page 1 of 1

Warm-up Lap Times

Pos.	No.	Driver Competitor/Entrant	Nat.	Car Ch.	Best lap	Diff	Laps	Lap1 Lap5	Lap 2 Lap 6	Lap3 Lap7	Lap4 Lap8
1	81	Kevin HANSEN Kevin Hansen	SWE	RX Lites	0:46.535		1	0:46.535			
2	39	Kevin ERIKSSON OlsbergsMSE	SWE	RX Lites	0:47.084	0:00.549	1	0:47.084			
3	79	Linus LEISE Set Promotion	SWE	RX Lites	0:47.186	0:00.651	1	0:47.186			
4	57	Patrik FLODIN Patrik Flodin	SWE	RX Lites	0:47.633	0:01.098	1	0:47.633			
5	55	Alexander WESTLUND Westlund Entreprenad Ab	SWE	RX Lites	0:47.689	0:01.154	1	0:47.689			
6	31	Asmund HOLTEN Daniel Holten	NOR	RX Lites	0:47.882	0:01.347	1	0:47.882			
7	71	Tobias BRINK Tobias Brink	SWE	RX Lites	0:47.898	0:01.363	1	0:47.898			
8	52	Simon OLOFSSON Simon Olofsson	SWE	RX Lites	0:47.928	0:01.393	1	0:47.928			
9	54	Kenneth TOMASSON Kenneth Thomasson	SWE	RX Lites	0:48.481	0:01.946	1	0:48.481			
10	9	Joachim HVAAL Joachim Hvall	NOR	RX Lites	0:48.810	0:02.275	1	0:48.810			
11	89	Mikaela AHLIN-KOTTULINKSY JC Raceteknik	SWE	RX Lites	0:48.985	0:02.450	1	0:48.985			
12	51	Sandra HULTGREN OlsbergsMSE AB	SWE	RX Lites	0:49.167	0:02.632	1	0:49.167			
13	53	Richard GÖRANSSON OlsbergsMSE	SWE	RX Lites	0:49.671	0:03.136	1	0:49.671			
14	96	Yigit TIMUR Toksport WRT	TUR	RX Lites	0:50.095	0:03.560	1	0:50.095			

Total:14 Drivers included DNS: 0 ,DNF: 0 , EXC: 0

 -
-

These results are provisional until the conclusion of any judicial and technical inquiries.

Höljesbanan (1210m)

Published at...	Clerk of the Course Morgan ÖSTLUND 	Timekeeper Péter MAJOSHÁZI 	
-----------------	---	---	---

Printed: 7/6/2014 9:51:58 AM

Page 1 of 1

Provisional Grid Sheet for Heat 3 (Right Pole)

P5	P4	P3	P2	POLE
Race 1				
	57	31	54	51
Race 2				
9	71	55	89	52
Race 3				
53	96	39	79	81

R1

R2

R3

51 Sandra HULTGREN SWE
54 Kenneth TOMASSON SWE
31 Asmund HOLTEN NOR
57 Patrik FLODIN SWE

52 Simon OLOFSSON SWE
89 Mikaela AHLIN-KOTTULINKSY SWE
55 Alexander WESTLUND SWE
71 Tobias BRINK SWE
9 Joachim HVAAL NOR

81 Kevin HANSEN SWE
79 Linus LEISE SWE
39 Kevin ERIKSSON SWE
96 Yigit TIMUR TUR
53 Richard GÖRANSSON SWE

These results are provisional until the conclusion of any judicial and technical inquiries.

Höljesbanan (1210m)

Published at...	Clerk of the Course Morgan ÖSTLUND	Timekeeper Péter MAJOSHÁZI	
-----------------	---------------------------------------	-------------------------------	--

Printed: 7/5/2014 4:07:26 PM

Page 1 of 1

Result of Heat 3

Pos.	No.	Driver Competitor/Entrant	Nat. Car Ch.	Laps/Joker Race Nr.	Total Tm Notice	Diff	Lap1	Lap2	Lap3	Lap4	Pts.
1	81	Kevin HANSEN Kevin Hansen	SWE RX Lites	4 / 1 Race 3	3:12.949 -		0:50.284	0:46.462	0:46.694	<u>0:49.509</u>	50
2	39	Kevin ERIKSSON OlsbergsMSE	SWE RX Lites	4 / 1 Race 3	3:13.273 -	0:00.324	<u>0:54.418</u>	0:46.223	0:46.240	0:46.392	45
3	57	Patrik FLODIN Patrik Flodin	SWE RX Lites	4 / 1 Race 1	3:14.598 -	0:01.649	0:50.617	0:46.937	0:46.812	<u>0:50.232</u>	42
4	79	Linus LEISE Set Promotion	SWE RX Lites	4 / 1 Race 3	3:14.888 -	0:01.939	0:51.955	0:46.649	<u>0:49.114</u>	0:47.170	40
5	31	Asmund HOLTEN Daniel Holten	NOR RX Lites	4 / 1 Race 1	3:16.275 -	0:03.326	<u>0:55.066</u>	0:47.082	0:46.655	0:47.472	39
6	55	Alexander WESTLUND Westlund Entreprenad Ab	SWE RX Lites	4 / 1 Race 2	3:16.565 -	0:03.616	0:51.400	0:47.112	0:47.129	<u>0:50.924</u>	38
7	52	Simon OLOFSSON Simon Olofsson	SWE RX Lites	4 / 1 Race 2	3:18.251 -	0:05.302	<u>0:55.756</u>	0:47.746	0:47.204	0:47.545	37
8	71	Tobias BRINK Tobias Brink	SWE RX Lites	4 / 1 Race 2	3:19.090 -	0:06.141	0:52.659	0:47.501	0:47.780	<u>0:51.150</u>	36
9	53	Richard GÖRANSSON OlsbergsMSE	SWE RX Lites	4 / 1 Race 3	3:19.297 -	0:06.348	0:52.918	<u>0:51.104</u>	0:47.512	0:47.763	35
10	89	Mikaela AHLIN-KOTTULINKSY JC Raceteknik	SWE RX Lites	4 / 1 Race 2	3:19.510 -	0:06.561	0:53.471	0:47.543	<u>0:51.202</u>	0:47.294	34
11	96	Yigit TIMUR Toksport WRT	TUR RX Lites	4 / 1 Race 3	3:19.672 -	0:06.723	<u>0:55.814</u>	0:47.607	0:47.713	0:48.538	33
12	54	Kenneth TOMASSON Kenneth Thomasson	SWE RX Lites	4 / 1 Race 1	3:24.209 -	0:11.260	0:52.610	0:48.510	<u>0:52.134</u>	0:50.955	32
13	9	Joachim HVAAL Joachim Hvall	NOR RX Lites	4 / 1 Race 2	3:25.486 -	0:12.537	0:54.044	<u>0:52.019</u>	0:48.582	0:50.841	31
14	51	Sandra HULTGREN OlsbergsMSE AB	SWE RX Lites	4 / 1 Race 1	3:48.354 -	0:35.405	0:53.504	<u>0:50.821</u>	0:49.605	1:14.424	30

These results are provisional until the conclusion of any judicial and technical inquires.

Höljesbanan (1210m)

Published at...	Clerk of the Course Morgan ÖSTLUND 	Timekeeper Péter MAJOSHÁZI 	
-----------------	---	---	---

Result after Heat 3

Pos. No.	Driver Competitor/Entrant	Nat. Car Ch.	Heat 1	Heat 2	Heat 3	Heat 4	Heat Sum	Int. Pt.	SF1	SF2	Final	Ch. Pt.	Ch Sum
1 81	Kevin HANSEN Kevin Hansen	SWE RX Lites	50 (1.) 3:14.455	50 (1.) 3:15.025	50 (1.) 3:12.949		150						
2 39	Kevin ERIKSSON OlsbergsMSE	SWE RX Lites	45 (2.) 3:14.483	42 (3.) 3:17.637	45 (2.) 3:13.273		132						
3 79	Linus LEISE Set Promotion	SWE RX Lites	39 (5.) 3:16.923	45 (2.) 3:16.900	40 (4.) 3:14.888		124						
4 53	Richard GÖRANSSON OlsbergsMSE	SWE RX Lites	42 (3.) 3:16.165	39 (5.) 3:18.474	35 (9.) 3:19.297		116						
5 57	Patrik FLODIN Patrik Flodin	SWE RX Lites	40 (4.) 3:16.455	30 (14.) 3:37.632	42 (3.) 3:14.598		112						
6 96	Yigit TIMUR Toksport WRT	TUR RX Lites	38 (6.) 3:16.999	40 (4.) 3:18.458	33 (11.) 3:19.672		111						
7 55	Alexander WESTLUND Westlund Entreprenad Ab	SWE RX Lites	36 (8.) 3:25.147	36 (8.) 3:20.658	38 (6.) 3:16.565		110						
8 31	Asmund HOLTEN Daniel Holten	NOR RX Lites	37 (7.) 3:20.084	31 (13.) 3:36.269	39 (5.) 3:16.275		107						
9 52	Simon OLOFSSON Simon Olofsson	SWE RX Lites	29 (13.) DNF	38 (6.) 3:18.482	37 (7.) 3:18.251		104						
10 89	Mikaela AHLIN- KOTTULINKSY JC Raceteknik	SWE RX Lites	32 (12.) 3:31.177	37 (7.) 3:19.359	34 (10.) 3:19.510		103						
11 71	Tobias BRINK Tobias Brink	SWE RX Lites	29 (14.) DNF	35 (9.) 3:22.208	36 (8.) 3:19.090		100						
12 54	Kenneth TOMASSON Kenneth Thomasson	SWE RX Lites	34 (10.) 3:29.862	32 (12.) 3:29.564	32 (12.) 3:24.209		98						
13 9	Joachim HVAAL Joachim Hvall	NOR RX Lites	33 (11.) 3:30.093	34 (10.) 3:24.144	31 (13.) 3:25.486		98						
14 51	Sandra HULTGREN OlsbergsMSE AB	SWE RX Lites	35 (9.) 3:25.913	33 (11.) 3:24.783	30 (14.) 3:48.354		98						

14 drivers

 -
-

These results are provisional until the conclusion of any judicial and technical inquiries.

Höljesbanan (1210m)

Published at...	Clerk of the Course Morgan ÖSTLUND 	Timekeeper Péter MAJOSHÁZI 	
-----------------	---	---	---

Printed: 7/6/2014 10:18:24 AM

Page 1 of 1

Provisional Grid Sheet for Heat 4 (Right Pole)

P5	P4	P3	P2	POLE
Race 1				
	51	9	54	96
Race 2				
89	53	71	52	55
Race 3				
31	79	57	39	81

R1

R2

R3

96 Yigit TIMUR TUR
54 Kenneth TOMASSON SWE
9 Joachim HVAAL NOR
51 Sandra HULTGREN SWE

55 Alexander WESTLUND SWE
52 Simon OLOFSSON SWE
71 Tobias BRINK SWE
53 Richard GÖRANSSON SWE
89 Mikaela AHLIN-KOTTULINKSY SWE

81 Kevin HANSEN SWE
39 Kevin ERIKSSON SWE
57 Patrik FLODIN SWE
79 Linus LEISE SWE
31 Asmund HOLTEN NOR

These results are provisional until the conclusion of any judicial and technical inquiries.

Höljesbanan (1210m)

Published at...	Clerk of the Course Morgan ÖSTLUND 	Timekeeper Péter MAJOSHÁZI 	
-----------------	---	---	---

Printed: 7/6/2014 10:17:52 AM

Page 1 of 1

Result of Heat 4

Pos.	No.	Driver Competitor/Entrant	Nat. Car Ch.	Laps/Joker Race Nr.	Total Tm Notice	Diff	Lap1	Lap2	Lap3	Lap4	Pts.
1	53	Richard GÖRANSSON OlsbergsMSE	SWE RX Lites	4 / 1 Race 2	3:16.465 -		0:51.810	0:47.364	0:47.022	<u>0:50.269</u>	50
2	81	Kevin HANSEN Kevin Hansen	SWE RX Lites	4 / 1 Race 3	3:16.581 -	0:00.116	0:51.299	0:47.335	0:47.279	<u>0:50.668</u>	45
3	79	Linus LEISE Set Promotion	SWE RX Lites	4 / 1 Race 3	3:17.484 -	0:01.019	<u>0:55.793</u>	0:47.232	0:46.839	0:47.620	42
4	55	Alexander WESTLUND Westlund Entreprenad Ab	SWE RX Lites	4 / 1 Race 2	3:17.808 -	0:01.343	0:53.099	0:46.936	0:48.004	<u>0:49.769</u>	40
5	57	Patrik FLODIN Patrik Flodin	SWE RX Lites	4 / 1 Race 3	3:17.952 -	0:01.487	0:52.291	0:47.564	0:47.539	<u>0:50.558</u>	39
6	71	Tobias BRINK Tobias Brink	SWE RX Lites	4 / 1 Race 2	3:19.262 -	0:02.797	<u>0:56.041</u>	0:47.440	0:47.881	0:47.900	38
7	52	Simon OLOFSSON Simon Olofsson	SWE RX Lites	4 / 1 Race 2	3:19.909 -	0:03.444	<u>0:55.224</u>	0:47.640	0:48.184	0:48.861	37
8	89	Mikaela AHLIN-KOTTULINKSY JC Raceteknik	SWE RX Lites	4 / 1 Race 2	3:20.622 -	0:04.157	0:53.526	0:47.655	0:47.744	<u>0:51.697</u>	36
9	39	Kevin ERIKSSON OlsbergsMSE	SWE RX Lites	4 / 1 Race 3	3:23.084 -	0:06.619	0:56.892	<u>0:50.909</u>	0:47.460	0:47.823	35
10	9	Joachim HVAAL Joachim Hvall	NOR RX Lites	4 / 1 Race 1	3:27.583 -	0:11.118	<u>0:58.745</u>	0:50.259	0:48.858	0:49.721	34
11	51	Sandra HULTGREN OlsbergsMSE AB	SWE RX Lites	4 / 1 Race 1	3:58.558 -	0:42.093	<u>0:59.487</u>	0:49.975	0:53.336	1:15.760	33
12	31	Asmund HOLTEN Daniel Holten	NOR RX Lites	4 / 1 Race 3	4:04.420 -	0:47.955	1:15.990	<u>1:00.132</u>	0:55.087	0:53.211	32
DNF	54	Kenneth TOMASSON Kenneth Thomasson	SWE RX Lites	3 / 1 Race 1	- -	+1 LAP	<u>0:59.907</u>	0:50.186	0:52.205		29
EXC	96	Yigit TIMUR Toksport WRT	TUR RX Lites	4 / 1 Race 1	- -	-	0:52.483	<u>0:49.863</u>	0:47.952	0:48.276	0

#96 Black flag

These results are provisional until the conclusion of any judicial and technical inquires.

Höljesbanan (1210m)

Published at...	Clerk of the Course Morgan ÖSTLUND 	Timekeeper Péter MAJOSHÁZI 	
-----------------	---	---	---

Intermediate Classification

Pos. No.	Driver Competitor/Entrant	Nat. Car	Heat 1	Heat 2	Heat 3	Heat 4	Heat Sum	Int. Pt.	SF1	SF2	Final	Ch. Pt.	Ch. Sum
1 81	Kevin HANSEN Kevin Hansen	SWE RX Lites	50 (1.) 3:14.455	50 (1.) 3:15.025	50 (1.) 3:12.949	45 (2.) 3:16.581	195	16				16	46
2 39	Kevin ERIKSSON OlsbergsMSE	SWE RX Lites	45 (2.) 3:14.483	42 (3.) 3:17.637	45 (2.) 3:13.273	35 (9.) 3:23.084	167	15				15	78
3 53	Richard GÖRANSSON OlsbergsMSE	SWE RX Lites	42 (3.) 3:16.165	39 (5.) 3:18.474	35 (9.) 3:19.297	50 (1.) 3:16.465	166	14				14	64
4 79	Linus LEISE Set Promotion	SWE RX Lites	39 (5.) 3:16.923	45 (2.) 3:16.900	40 (4.) 3:14.888	42 (3.) 3:17.484	166	13				13	13
5 57	Patrik FLODIN Patrik Flodin	SWE RX Lites	40 (4.) 3:16.455	30 (14.) 3:37.632	42 (3.) 3:14.598	39 (5.) 3:17.952	151	12				12	12
6 55	Alexander WESTLUND Westlund Entreprenad Ab	SWE RX Lites	36 (8.) 3:25.147	36 (8.) 3:20.658	38 (6.) 3:16.565	40 (4.) 3:17.808	150	11				11	56
7 52	Simon OLOFSSON Simon Olofsson	SWE RX Lites	29 (13.) DNF	38 (6.) 3:18.482	37 (7.) 3:18.251	37 (7.) 3:19.909	141	10				10	22
8 89	Mikaela AHLIN-KOTTULINKSY JC Raceteknik	SWE RX Lites	32 (12.) 3:31.177	37 (7.) 3:19.359	34 (10.) 3:19.510	36 (8.) 3:20.622	139	9				9	9
9 31	Asmund HOLTEN Daniel Holten	NOR RX Lites	37 (7.) 3:20.084	31 (13.) 3:36.269	39 (5.) 3:16.275	32 (12.) 4:04.420	139	8				8	8
10 71	Tobias BRINK Tobias Brink	SWE RX Lites	29 (14.) DNF	35 (9.) 3:22.208	36 (8.) 3:19.090	38 (6.) 3:19.262	138	7				7	7
11 9	Joachim HVAAL Joachim Hvall	NOR RX Lites	33 (11.) 3:30.093	34 (10.) 3:24.144	31 (13.) 3:25.486	34 (10.) 3:27.583	132	6				6	6
12 51	Sandra HULTGREN OlsbergsMSE AB	SWE RX Lites	35 (9.) 3:25.913	33 (11.) 3:24.783	30 (14.) 3:48.354	33 (11.) 3:58.558	131	5				5	18
13 54	Kenneth TOMASSON Kenneth Thomasson	SWE RX Lites	34 (10.) 3:29.862	32 (12.) 3:29.564	32 (12.) 3:24.209	29 (13.) DNF	127	4				4	4
14 96	Yigit TIMUR Toksport WRT	TUR RX Lites	38 (6.) 3:16.999	40 (4.) 3:18.458	33 (11.) 3:19.672	0 (14.) EXC	111	3				3	59

14 drivers

 -
-

These results are provisional until the conclusion of any judicial and technical inquires.

Höljesbanan (1210m)

Published at...	Clerk of the Course Morgan ÖSTLUND 	Timekeeper Péter MAJOSHÁZI 	
-----------------	---	---	---

Printed: 7/6/2014 12:35:52 PM

Page 1 of 1

Provisional Grid for Semi-Finals
Semi-Final 1
Row 1

81	Kevin HANSEN Kevin Hansen	SWE	RX Lites RX Lites
53	Richard GÖRANSSON OlsbergsMSE	SWE	RX Lites RX Lites

Sporting Regulation 15.6.3 : If a driver is unable to take his place in a Semi-Final, he will be substituted by the next qualifier (the highest placed driver in the intermediate classification not already in the Semi-Finals). Any such substitute(s) will take the last place(s) on the grid with those ahead of them moving up to fill the place left by the non-starter(s).

Row 2

57	Patrik FLODIN Patrik Flodin	SWE	RX Lites RX Lites
52	Simon OLOFSSON Simon Olofsson	SWE	RX Lites RX Lites

Row 3

31	Asmund HOLTEN Daniel Holten	NOR	RX Lites RX Lites
9	Joachim HVAAL Joachim Hvall	NOR	RX Lites RX Lites

Semi-Final 2
Row 1

39	Kevin ERIKSSON OlsbergsMSE	SWE	RX Lites RX Lites
79	Linus LEISE Set Promotion	SWE	RX Lites RX Lites

Row 2

55	Alexander WESTLUND Westlund Entreprenad Ab	SWE	RX Lites RX Lites
89	Mikaela AHLIN-KOTTULINKSY JC Raceteknik	SWE	RX Lites RX Lites

Row 3

71	Tobias BRINK Tobias Brink	SWE	RX Lites RX Lites
51	Sandra HULTGREN OlsbergsMSE AB	SWE	RX Lites RX Lites

Next qualifier (13-)

13	54 Kenneth TOMASSON	SWE
14	96 Yigit TIMUR	TUR

These results are provisional until the conclusion of any judicial and technical inquiries.

Höljesbanan (1210m)

Published at...	Clerk of the Course Morgan ÖSTLUND 	Timekeeper Péter MAJOSHÁZI 	
-----------------	---	---	---

Printed: 7/6/2014 12:37:40 PM

Page 1 of 1

RX Lites

RXL - 16

Results of Semi-finals
Semi-final 1

Pos.	No.	Driver Competitor/Entrant	Nat.	Car	Laps	Total Tm Notice	Diff	JL	Lap1 Lap5	Lap 2 Lap 6	Lap3 Lap7	Lap4 Lap8	Ch.	Pt.
1	81	Kevin HANSEN Kevin Hansen	SWE	RX Lites	6	4:48.243 -		1	0:50.716 0:46.522	0:47.368 0:49.669	0:47.328	0:46.640		6
2	53	Richard GÖRANSSON OlsbergsMSE	SWE	RX Lites	6	4:49.310 -	0:01.067	1	0:51.443 0:46.776	0:47.127 0:46.790	0:47.300	0:49.874		5
3	57	Patrik FLODIN Patrik Flodin	SWE	RX Lites	6	4:52.980 -	0:04.737	1	0:53.937 0:48.019	0:47.675 0:48.313	0:47.872	0:47.164		4
4	52	Simon OLOFSSON Simon Olofsson	SWE	RX Lites	6	4:54.765 -	0:06.522	1	0:52.178 0:47.761	0:51.201 0:48.028	0:47.541	0:48.056		3
5	9	Joachim HVAAL Joachim Hvall	NOR	RX Lites	6	4:58.436 -	0:10.193	1	0:53.589 0:47.937	0:47.798 0:52.505	0:48.553	0:48.054		2
6	31	Asmund HOLTEN Daniel Holten	NOR	RX Lites	4	3:26.598 -	+2 LAP	1	0:56.193	0:53.533	0:47.922	0:48.950		1

Semi-final 2

Pos.	No.	Driver Competitor/Entrant	Nat.	Car	Laps	Total Tm Notice	Diff	JL	Lap1 Lap5	Lap 2 Lap 6	Lap3 Lap7	Lap4 Lap8	Ch.	Pt.
1	39	Kevin ERIKSSON OlsbergsMSE	SWE	RX Lites	6	4:47.978 -		1	0:50.857 0:46.738	0:47.132 0:47.121	0:49.738	0:46.392		6
2	79	Linus LEISE Set Promotion	SWE	RX Lites	6	4:49.608 -	0:01.630	1	0:50.271 0:47.234	0:47.379 0:50.282	0:47.235	0:47.207		5
3	89	Mikaela AHLIN-KOTTULINKSY JC Raceteknik	SWE	RX Lites	6	4:53.437 -	0:05.459	1	0:51.853 0:47.792	0:51.250 0:47.528	0:47.440	0:47.574		4
4	71	Tobias BRINK Tobias Brink	SWE	RX Lites	6	4:55.751 -	0:07.773	1	0:58.211 0:47.447	0:47.592 0:47.151	0:47.277	0:48.073		3
5	51	Sandra HULTGREN OlsbergsMSE AB	SWE	RX Lites	6	4:57.498 -	0:09.520	1	0:53.464 0:48.334	0:51.228 0:47.969	0:48.050	0:48.453		2
6	55	Alexander WESTLUND Westlund Entreprenad Ab	SWE	RX Lites	1	1:01.898 -	+5 LAP	0	1:01.898					1

These results are provisional until the conclusion of any judicial and technical inquiries.

Höljesbanan (1210m)

Published at...	Clerk of the Course Morgan ÖSTLUND 	Timekeeper Péter MAJOSHÁZI 	
-----------------	---	---	---

Printed: 7/6/2014 2:57:15 PM

Page 1 of 1

Provisional Grid for-Final

Final
Row 1

81	Kevin HANSEN Kevin Hansen	SWE	RX Lites RX Lites
39	Kevin ERIKSSON OlsbergsMSE	SWE	RX Lites RX Lites

Row 2

53	Richard GÖRANSSON OlsbergsMSE	SWE	RX Lites RX Lites
79	Linus LEISE Set Promotion	SWE	RX Lites RX Lites

Row 3

57	Patrik FLODIN Patrik Flodin	SWE	RX Lites RX Lites
89	Mikaela AHLIN- KOTTULINKSY JC Raceteknik	SWE	RX Lites RX Lites

Sporting Regulation 15.6.4 : If a driver is unable to take his place in the Final, he will be substituted by the next qualifier (the Semi-finalist with the highest points score in the event who is not already in the Final).

Next qualifier (7-)

52	Simon OLOFSSON	SWE	13
55	Alexander WESTLUND	SWE	12
71	Tobias BRINK	SWE	10
31	Asmund HOLTEN	NOR	9
9	Joachim HVAAL	NOR	8
51	Sandra HULTGREN	SWE	7

These results are provisional until the conclusion of any judicial and technical inquiries.

Höljesbanan (1210m)

Published at...	Clerk of the Course Morgan ÖSTLUND 	Timekeeper Péter MAJOSHÁZI 	
-----------------	---	---	---

Printed: 7/6/2014 2:58:06 PM

Page 1 of 1

Result of Final

Pos.	No.	Driver Competitor/Entrant	Nat.	Car	Laps	Total Tm	Diff	JL	Lap1 Lap5	Lap 2 Lap 6	Lap3 Lap7	Lap4 Lap8	Ch. Pt.
1	39	Kevin ERIKSSON OlsbergsMSE	SWE	RX Lites	6	4:44.033		1	0:50.207 <u>0:48.923</u>	0:45.974 0:47.242	0:45.743	0:45.944	8
2	81	Kevin HANSEN Kevin Hansen	SWE	RX Lites	6	4:45.044	0:01.011	1	0:49.510 0:46.428	0:45.851 <u>0:51.241</u>	0:46.041	0:45.973	5
3	53	Richard GÖRANSSON OlsbergsMSE	SWE	RX Lites	6	4:45.880	0:01.847	1	<u>0:53.993</u> 0:46.280	0:46.156 0:46.253	0:46.357	0:46.841	4
4	57	Patrik FLODIN Patrik Flodin	SWE	RX Lites	6	4:50.270	0:06.237	1	0:51.726 <u>0:50.157</u>	0:46.720 0:47.340	0:47.197	0:47.130	3
5	89	Mikaela AHLIN-KOTTULINKSY JC Raceteknik	SWE	RX Lites	6	4:57.575	0:13.542	1	0:53.639 0:48.267	<u>0:51.333</u> 0:48.313	0:47.519	0:48.504	2
6	79	Linus LEISE Set Promotion	SWE	RX Lites	6	5:02.594	0:18.561	1	<u>1:07.745</u> 0:46.976	0:46.714 0:47.007	0:46.936	0:47.216	1

These results are provisional until the conclusion of any judicial and technical inquiries.

Höljesbanan (1210m)

Published at...	Clerk of the Course Morgan ÖSTLUND 	Timekeeper Péter MAJOSHÁZI 	
-----------------	---	---	---

Printed: 7/6/2014 4:07:13 PM

Page 1 of 1

Official results

Pos. No.	Driver Competitor/Entrant	Nat. Car	Heat 1	Heat 2	Heat 3	Heat 4	Heat Sum	Int. Pt.	SF1	SF2	Final	Ch. Pt.	Ch Sum
1	39 Kevin ERIKSSON OlsbergsMSE	SWE RX Lites	45 (2.) 3:14.483	42 (3.) 3:17.637	45 (2.) 3:13.273	35 (9.) 3:23.084	167	15		6 (1.) 4:47.978	8 (1.) 4:44.033	29	92
2	81 Kevin HANSEN Kevin Hansen	SWE RX Lites	50 (1.) 3:14.455	50 (1.) 3:15.025	50 (1.) 3:12.949	45 (2.) 3:16.581	195	16	6 (1.) 4:48.243		5 (2.) 4:45.044	27	57
3	53 Richard GÖRANSSON OlsbergsMSE	SWE RX Lites	42 (3.) 3:16.165	39 (5.) 3:18.474	35 (9.) 3:19.297	50 (1.) 3:16.465	166	14	5 (2.) 4:49.310		4 (3.) 4:45.880	23	73
4	57 Patrik FLODIN Patrik Flodin	SWE RX Lites	40 (4.) 3:16.455	30 (14.) 3:37.632	42 (3.) 3:14.598	39 (5.) 3:17.952	151	12	4 (3.) 4:52.980		3 (4.) 4:50.270	19	19
5	89 Mikaela AHLIN-KOTTULINKSY JC Raceteknik	SWE RX Lites	32 (12.) 3:31.177	37 (7.) 3:19.359	34 (10.) 3:19.510	36 (8.) 3:20.622	139	9		4 (3.) 4:53.437	2 (5.) 4:57.575	15	15
6	79 Linus LEISE Set Promotion	SWE RX Lites	39 (5.) 3:16.923	45 (2.) 3:16.900	40 (4.) 3:14.888	42 (3.) 3:17.484	166	13		5 (2.) 4:49.608	1 (6.) 5:02.594	19	19
7	52 Simon OLOFSSON Simon Olofsson	SWE RX Lites	29 (13.) DNF	38 (6.) 3:18.482	37 (7.) 3:18.251	37 (7.) 3:19.909	141	10	3 (4.) 4:54.765			13	25
8	55 Alexander WESTLUND Westlund Entreprenad Ab	SWE RX Lites	36 (8.) 3:25.147	36 (8.) 3:20.658	38 (6.) 3:16.565	40 (4.) 3:17.808	150	11		1 (6.) +5 LAP		12	57
9	71 Tobias BRINK Tobias Brink	SWE RX Lites	29 (14.) DNF	35 (9.) 3:22.208	36 (8.) 3:19.090	38 (6.) 3:19.262	138	7		3 (4.) 4:55.751		10	10
10	31 Asmund HOLTEN Daniel Holten	NOR RX Lites	37 (7.) 3:20.084	31 (13.) 3:36.269	39 (5.) 3:16.275	32 (12.) 4:04.420	139	8	1 (6.) +2 LAP			9	9
11	9 Joachim HVAAL Joachim Hvall	NOR RX Lites	33 (11.) 3:30.093	34 (10.) 3:24.144	31 (13.) 3:25.486	34 (10.) 3:27.583	132	6	2 (5.) 4:58.436			8	8
12	51 Sandra HULTGREN OlsbergsMSE AB	SWE RX Lites	35 (9.) 3:25.913	33 (11.) 3:24.783	30 (14.) 3:48.354	33 (11.) 3:58.558	131	5		2 (5.) 4:57.498		7	20
13	54 Kenneth TOMASSON Kenneth Thomasson	SWE RX Lites	34 (10.) 3:29.862	32 (12.) 3:29.564	32 (12.) 3:24.209	29 (13.) DNF	127	4				4	4
14	96 Yigit TIMUR Toksport WRT	TUR RX Lites	38 (6.) 3:16.999	40 (4.) 3:18.458	33 (11.) 3:19.672	0 (14.) EXC	111	3				3	59

Höljesbanan (1210m)

Published at...	Clerk of the Course Morgan ÖSTLUND 	Timekeeper Péter MAJOSHÁZI 	
-----------------	---	---	---

Provisional Championship standing EuroRX

Pos.	No.	Driver	Nat.	Car	POR	GBR	FIN	SWE	CAD	ITA	TUR	Pen.	Ch. Pt
1	39	Kevin ERIKSSON	SWE	RX Lites	18	21	24	29				0	92
2	53	Richard GÖRANSSON	SWE	RX Lites	25	25		23				0	73
3	96	Yigit TIMUR	TUR	RX Lites	19	13	24	3				0	59
4	81	Kevin HANSEN	SWE	RX Lites	0		30	27				0	57
5	55	Alexander WESTLUND	SWE	RX Lites	18	10	17	12				0	57
6	11	Sebastien ERIKSSON	SWE	RX Lites	30	22						0	52
7	13	Daniel HOLTEN	NOR	RX Lites	20	12	14					0	46
8	27	Daniel BJÖRK	SWE	RX Lites	13	19						0	32
9	24	Mitchell DE JONG	USA	RX Lites	0	29						0	29
10	52	Simon OLOFSSON	SWE	RX Lites	0		12	13				0	25
11	10	Niclas GRÖNHOLM	FIN	RX Lites	0		22					0	22
12	51	Sandra HULTGREN	SWE	RX Lites	0		13	7				0	20
13	57	Patrik FLODIN	SWE	RX Lites	0			19				0	19
14	79	Linus LEISE	SWE	RX Lites	0			19				0	19
15	7	Nelson PIQUET Jr.	BRA	RX Lites	0	18						0	18
16	89	Mikaela AHLIN-KOTTULINKSY	SWE	RX Lites	0			15				0	15
17	99	Aron DOMZALA	POL	RX Lites	14							0	14
18	20	Jere KALLIOKOSKI	FIN	RX Lites	0		13					0	13
19	3	Alejo FERNANDEZ	COL	RX Lites	12							0	12
20	71	Tobias BRINK	SWE	RX Lites	0			10				0	10
21	31	Asmund HOLTEN	NOR	RX Lites	0			9				0	9
22	9	Joachim HVAAL	NOR	RX Lites	0			8				0	8
23	54	Kenneth TOMASSON	SWE	RX Lites	0			4				0	4

These results are provisional until the conclusion of any judicial and technical inquiries.

Höljesbanan (1210m)